



AMERICA'S EMERGING URANIUM PRODUCER

Corporate Presentation – September 2021

Disclaimer

Statements contained in this presentation which are not historical facts are forward-looking statements that involve risks, uncertainties and other factors that could cause actual results to differ materially from those expressed or implied by such forward-looking statements. Factors that could cause such differences, without limiting the generality of the following, include: risks inherent in exploration activities; volatility and sensitivity to market prices for uranium; volatility and sensitivity to capital market fluctuations; the impact of exploration competition; the ability to raise funds through private or public equity financings; imprecision in resource and reserve estimates; environmental and safety risks including increased regulatory burdens; unexpected geological or hydrological conditions; a possible deterioration in political support for nuclear energy; changes in government regulations and policies, including trade laws and policies; demand for nuclear power; failure to obtain necessary permits and approvals from government authorities; weather and other natural phenomena; and other exploration, development, operating, financial market and regulatory risks. Although Uranium Energy Corp believes that the assumptions inherent in the forward-looking statements are reasonable, undue reliance should not be placed on these statements, which only apply as of the date of this release. Uranium Energy Corp. disclaims any intention or obligation to update or revise any forward-looking statement, whether as a result of new information, future event or otherwise.'

Notice to U.S. Investors: The mineral resources referred to herein have been estimated in accordance with the definition standards on mineral resources of the Canadian Institute of Mining, Metallurgy and Petroleum referred to in NI 43-101 and are not compliant with U.S. Securities and Exchange Commission (the "SEC") Industry Guide 7 guidelines. In addition,

measured mineral resources, indicated mineral resources and inferred mineral resources, while recognized and required by Canadian regulations, are not defined terms under SEC Industry Guide 7 and are normally not permitted to be used in reports and registration statements filed with the SEC. Accordingly, we have not reported them in the United States. Investors are cautioned not to assume that any part or all of the mineral resources in these categories will ever be converted into mineral reserves. These terms have a great amount of uncertainty as to their existence, and great uncertainty as to their economic and legal feasibility. In particular, it should be noted that mineral resources which are not mineral reserves do not have demonstrated economic viability. It cannot be assumed that all or any part of measured mineral resources, indicated mineral resources or inferred mineral resources will ever be upgraded to a higher category. In accordance with Canadian rules, estimates of inferred mineral resources cannot form the basis of feasibility or other economic studies. Investors are cautioned not to assume that any part of the reported measured mineral resources, indicated mineral resources or inferred mineral resources referred to herein are economically or legally mineable.

Exploration Target Disclosure: In the Company's subject technical report all tonnages, grade, and contained pounds of uranium should not be construed to reflect a calculated mineral resource (inferred, indicated, or measured). The potential quantities and grades, as stated in the technical report, are conceptual in nature and there has been insufficient work to date to define a NI 43-101 compliant resource. Furthermore, it is uncertain if additional exploration will result in the discovery of an economic mineral resource on the project.



Leading Pure Play, American Uranium Producer

Production ready, licensed, low-cost
In-Situ Recovery (ISR) mining in Texas
and Wyoming

Largest resource base of fully permitted
ISR projects of any U.S. based producer

Newly established U.S. warehoused
inventory of 2.3 M lbs. U_3O_8

Strong balance sheet with over \$123
million in cash, equity and physical
holdings

Developing the newest and largest ISR
production-area in the U.S. at Burke
Hollow in South Texas

Robust Nuclear Power Growth

444

Operable Reactors
Worldwide

50

Units Under
Construction

57

New Reactors
Connected since 2012

3.1%

CAGR Uranium
Demand Growth
Expected (2020-2040)¹

CHINA announced that it is likely to triple nuclear power capacity by 2030

INDIA plans for 21 new nuclear reactors by 2031

U.A.E. completed 2 reactors; 2 units under construction

U.K. upgrading nuclear fleet to new advanced reactors

RUSSIA is building 36 reactors in China, India, Bangladesh, Turkey, Egypt, Iran, Finland, Belarus, Slovakia, Armenia, Uzbekistan and Hungary

JAPAN 33 operable reactors, Energy Plan targeting 20-22% nuclear power, nuclear deemed essential to achieve net-zero target by 2050

U.S. is completing two new AP-1000 reactors in Georgia and has maintained a 20% market share for 30 years with power uprates and efficiency = to 32 new reactors as electricity demand grew over 36% from 1989-2019 – A Stealth Growth Story!



Nuclear Power is Critical to U.S. Energy

Bi-Partisan Support – First Time in 48 years Democratic Party Supports Nuclear Energy


The U.S. Senate has passed a **Bipartisan infrastructure bill** that provides a \$6B nuclear credit program for qualifying nuclear plants with priority given to reactors using uranium produced in the United States

The U.S. has set a goal to reach 100% carbon pollution-free electricity by 2035 –
Nuclear Energy “Absolutely Essential” (US Energy Secretary Jennifer Granholm)

2nd Largest Source of Electricity – Largest Source of Carbon-Free Power Generation

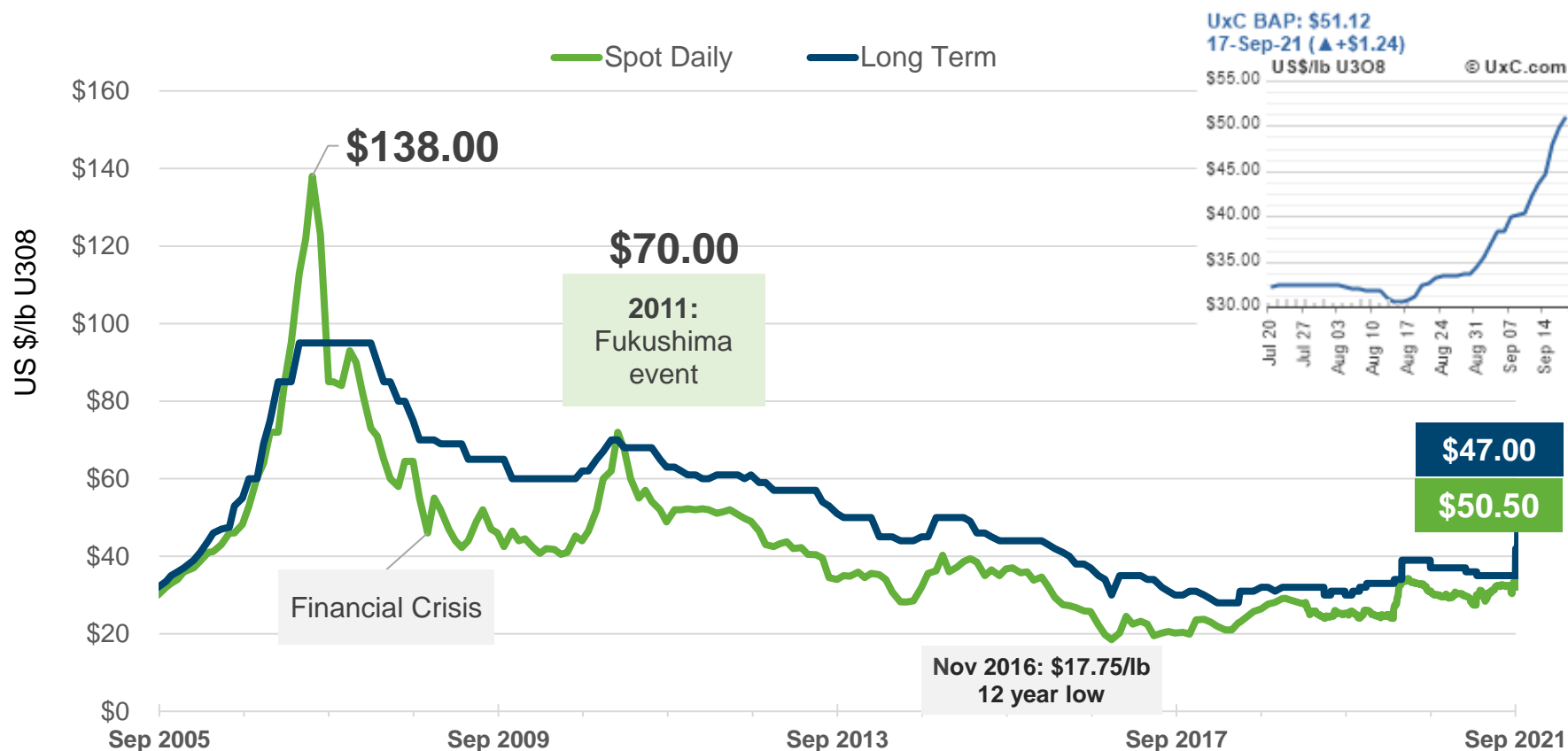
No U.S. Uranium Production Despite Operating the World’s Largest Nuclear Reactor Fleet

Strategic Uranium Reserve – \$1.5 Billion Program
Over 10 Years for Domestic Uranium and Conversion
(\$75 Million in Appropriations for Fiscal 2021)



Uranium Spot Price Accelerating with Entry of Financial Players led by Sprott Uranium Trust

At \$50.50/lb, price still well below 2011 at \$70 high and incentive levels for new primary production



Source: TradeTech, Numerco, UxC, LLC: www.uxc.com

Diversified Asset Portfolio

Low-Cost ISR & Production Ready

58M lbs. Measured & Indicated
45M lbs. Inferred U₃O₈

Contracted physical inventory of U.S. warehoused uranium – 2.3 million lbs.

Infrastructure - Texas
Hobson Processing Plant - Production Capacity of 2M lbs./year

Texas Hub & Spoke ISR Portfolio

Project Name	Stage	Resources (M lbs.)	
		M&I	Inferred
Palangana (Fully Permitted)	(NT)	1.1	1.2
Goliad (Fully Permitted)	(NT)	5.5	1.5
Burke Hollow (Fully Permitted)	(NT)	-	7.1
Salvo	(E)	-	2.8

Reno Creek ISR Project (Approved Permit to Mine)

Project Name	Stage	Resources (M lbs.)	
		M&I	Inferred
Reno Creek	(NT)	26	1.49
Permitted for 2M lbs./year production			

- Uranium Resources
- Uranium Inventory
- Titanium
- Vanadium

Stage:
(E) Exploration
(D) In Development
(NT) Near Term Production

Canada - Athabasca Basin

Project Name	Stage	Resources (M lbs.)	
		M&I	Inferred
Diabase	(E)	NA	NA

Paraguay ISR Uranium Portfolio

Project Name	Stage	Resources (M lbs.)	
		M&I	Inferred
Yuty	(D)	8.9	2.2
Oviedo	(E)	23-56 Exploration Target	

Paraguay Titanium Business

Alto Paraná
4.94 Billion Tons Grading 7.41% TiO₂ and 23.6% Fe₂O₃

U.S. Hardrock Pipeline (Uranium & Vanadium)

Project Name	Stage	Resources (M lbs.)	
		M&I	Inferred
Anderson	(D)	17.0	12.0
Workman	(D)	-	5.5
Slick Rock (U308)	(D)	-	11.6
Slick Rock (V205)	(D)	-	69.6

Strategic Equity Interest

URANIUM
ROYALTY CORP

18% stake in the Uranium Royalty Corp
The only pure play uranium royalty and streaming company and major shareholder in Yellow Cake plc

Please refer to a detailed breakdown of NI 43-101 resources and disclaimer in this presentation

U.S. Physical Uranium Initiative

Purchasing drummed uranium at prevailing spot prices below most global industry mining costs:

- ✓ **Bolsters UEC balance sheet** as uranium prices appreciate
- ✓ **Provides strategic inventory** to support future marketing and production efforts and accelerate cashflows
- ✓ **Increases the availability of our Texas and Wyoming production capacity** for emerging U.S. origin specific opportunities

UEC's physical uranium initiative includes more than 2.3M lbs of U.S. warehoused uranium with deliveries in March 2021 into June 2023 at ~\$30/lb U₃O₈




See the Company's news release dated April 9, 2021

URANIUM ENERGY CORP | NYSE AMERICAN: **UEC** | URANIUMENERGY.COM

UEC

U.S. Infrastructure, Resources and Permits

Texas Hub & Spoke ISR Portfolio

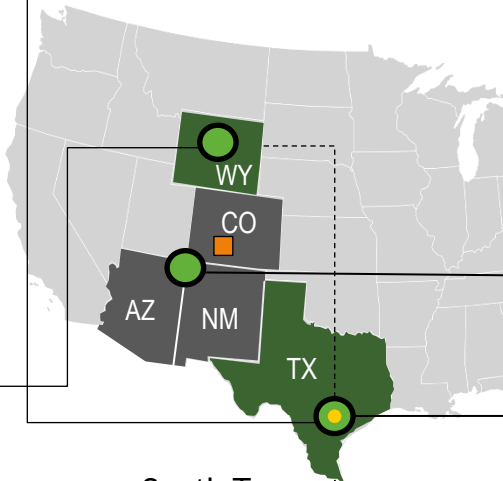


Wyoming Reno Creek ISR Project



- Uranium
- Vanadium


Stage:
(E) Exploration
(D) In Development
(NT) Near Term Production



South Texas

ISR Hub & Spoke
Production
Strategy

Hobson Processing Plant Production Capacity of 2 M lbs./year



U.S. Conventional Portfolio



Please refer to technical reports on SEDAR and Company's website for a detailed breakdown of NI 43-101 resources and disclaimer.

UEC At a Glance

Member of the **Russell 3000®** Index

Cash, Equity and Inventory Holdings^(1,2,3)	~\$123.4 million			
Share Structure	233.2 M Outstanding	5.4 M Warrants + Options & Stock Awards ⁽⁴⁾	12.6 M Fully Diluted ⁽¹⁾	251.2M
Recent Activity	\$3.24 As of Sep 17, 2021	5,620,495 Avg. Daily Vol. (3-mo)		
Market Cap	\$756 M As of Sep 17, 2021	\$10 M⁽⁵⁾ Debt		
Top Shareholders	UEC Team, Blackrock, Vanguard Group, State Street, Fidelity, Northern Trust, UBS, CEF Holdings, Sprott, KCR Fund, and Global X Management			
ANALYST COVERAGE	Heiko Ihle , H.C. Wainwright & Co. Katie Lachapelle , Canaccord Genuity Mitch Vanderydt , Eight Capital		Colin Healey , Haywood Securities Inc. Joseph Reagor , ROTH Capital Partners	

(1) As of April 30, 2021, our most recent financial statements date

(2) Equity holdings include 14M shares of Uranium Royalty Corp (UROY) having a trading price of US\$4.60 at closing on Sep 17, 2021

(3) As of April 30, 2021, Inventory holdings include 900,000 lbs delivered U3O8, which is part of the 2.5M lbs. physical uranium initiative with multiple deliveries between March 2021 to December 2022

(4) \$22.7M cash to be received should all warrants and options be exercised

(5) In November 2020 and March 2021, UEC made voluntary principal repayments totaling \$10M, reducing the total principal outstanding to \$10M

Our Team



Amir Adnani

President, CEO, Director

An entrepreneur, founding CEO of UEC, founder and Chairman of GoldMining Inc., with extensive experience building natural resource companies.



Spencer Abraham

Chairman, Board of Directors

Served as a U.S. Senator from 1995 to 2001, as Secretary of Energy from 2001 to 2005 and previously as non-executive Chairman of Areva's U.S. board.



Scott Melbye

Executive Vice President

36 years of experience in senior roles with uranium majors, Cameco, Uranium One, and Kazatomprom. President of Uranium Producers of America and former Chair of the World Nuclear Fuel Market.



Robert Underdown

VP of Production

Has held senior operational positions at ISR uranium mines in Texas for over 35 years.



Clyde Yancey

VP of Exploration

Over 35 years of experience in uranium exploration in North and South America.

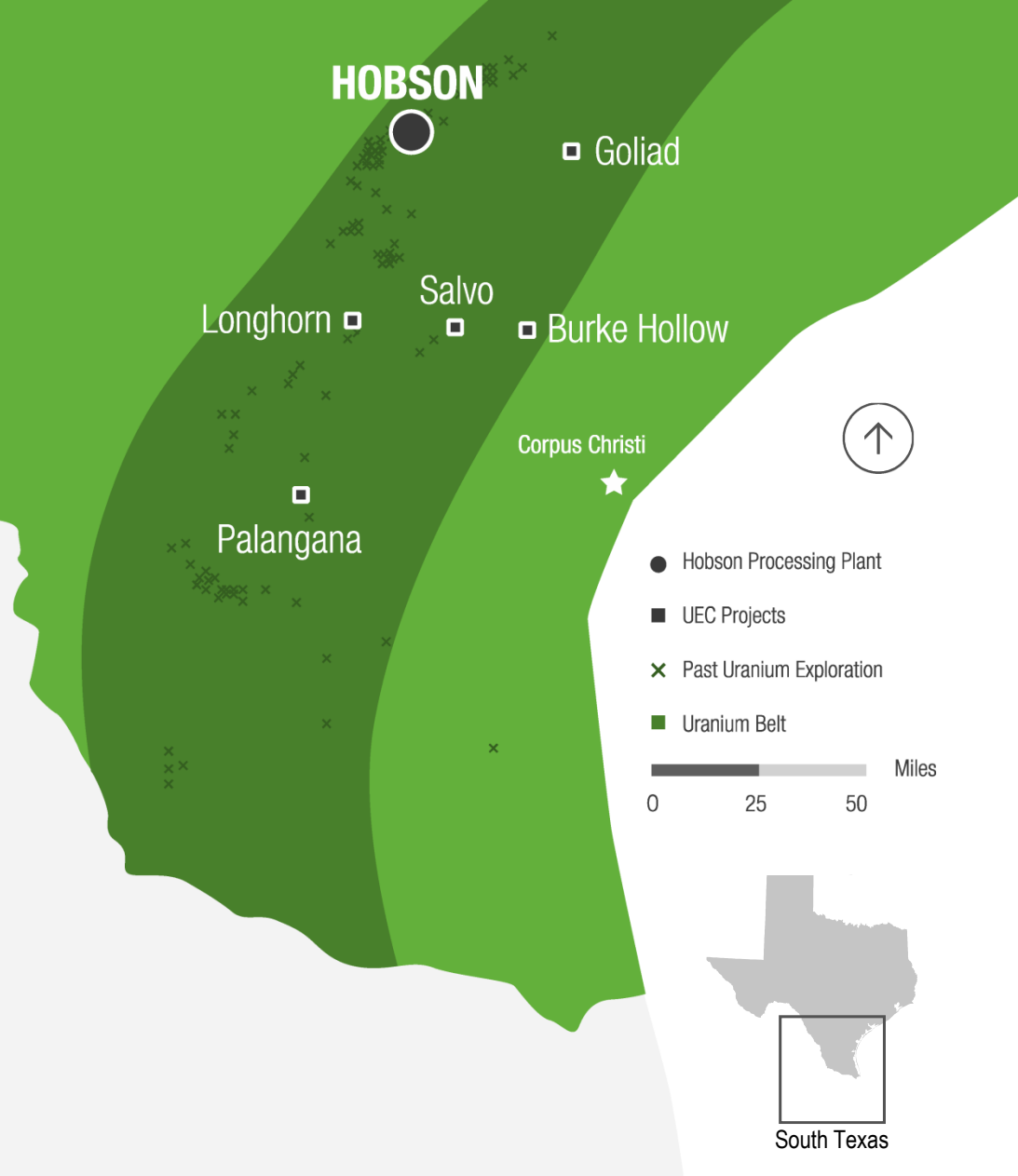


Andy Kurrus

VP of Resource Development

Over 30 years experience with uranium exploration in the United States.

Hub & Spoke Production Strategy



Hobson is fully licensed
and permitted.



The Processing Plant has a
2M lbs. / year physical
capacity

UEC

Palangana ISR Mine

First Producing Mine

Proof of Concept

\$10M
Initial CAPEX

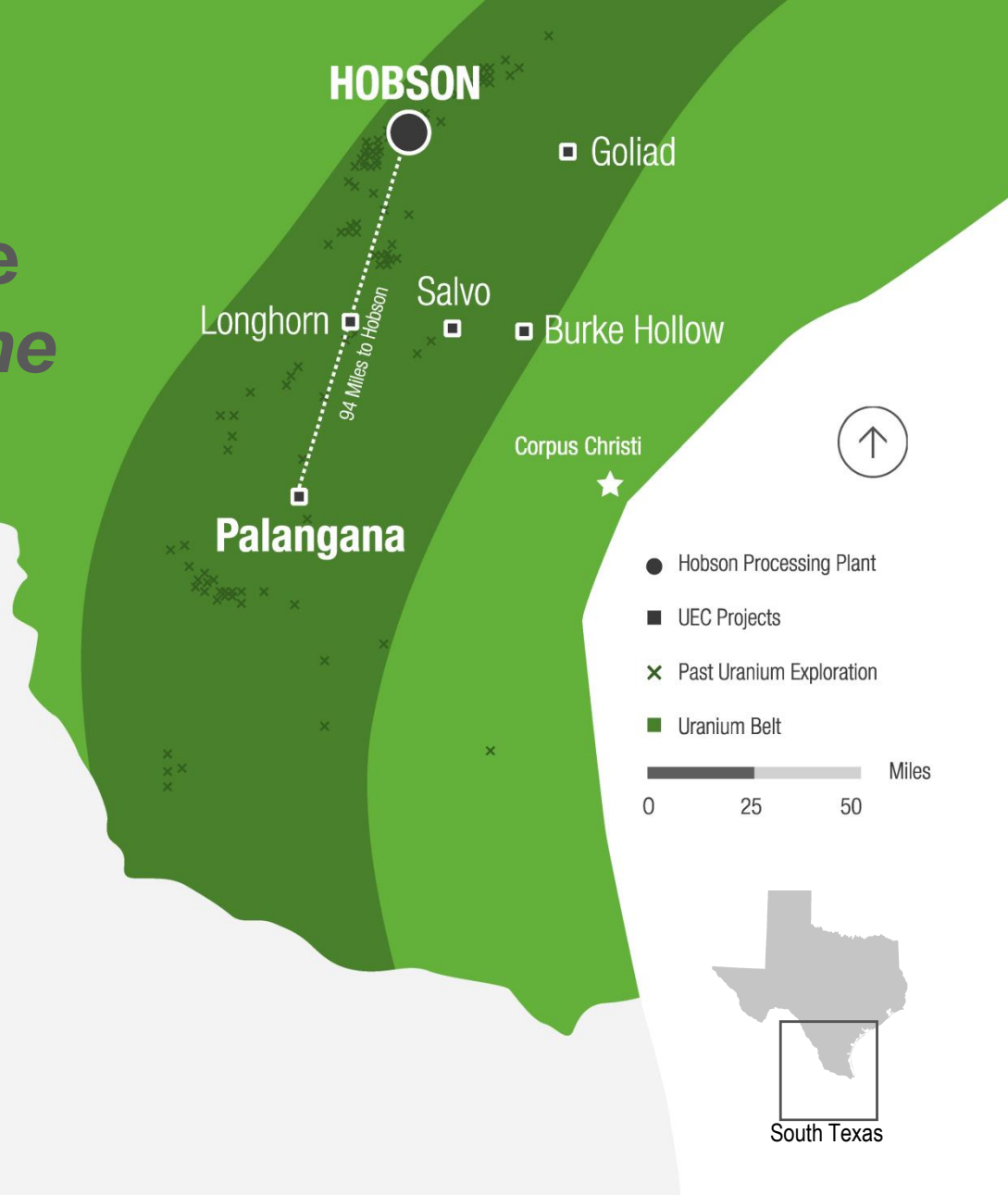
6 months construction
timeline

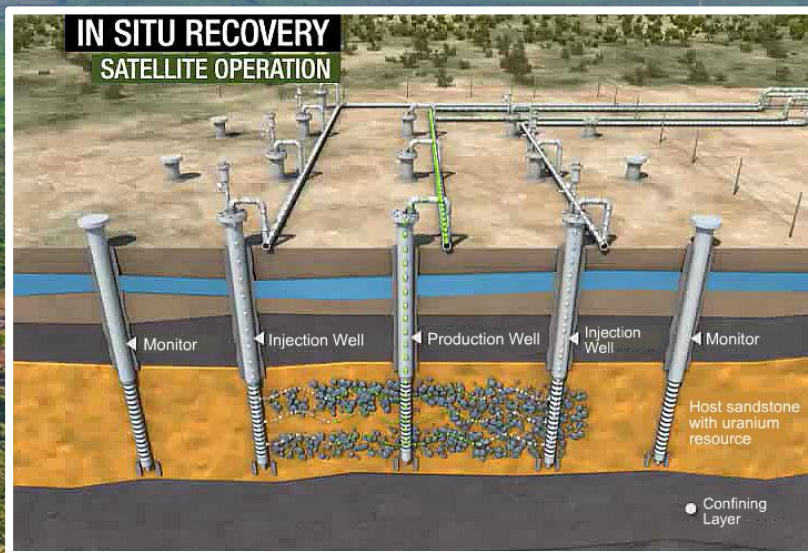
**Production
Ready**

- Low cash-cost of \$21.77/lb during operation
- Fully permitted including expanded mine permit
- Received 10-year renewal permits in 2019

**Similar Costs
for Future
Projects**

- The major permits for production have been issued for Goliad and Burke Hollow





In-Situ Recovery (ISR) Technology

Low Cost & Environmentally Friendly

Palangana Production Area 1 (PA-1)

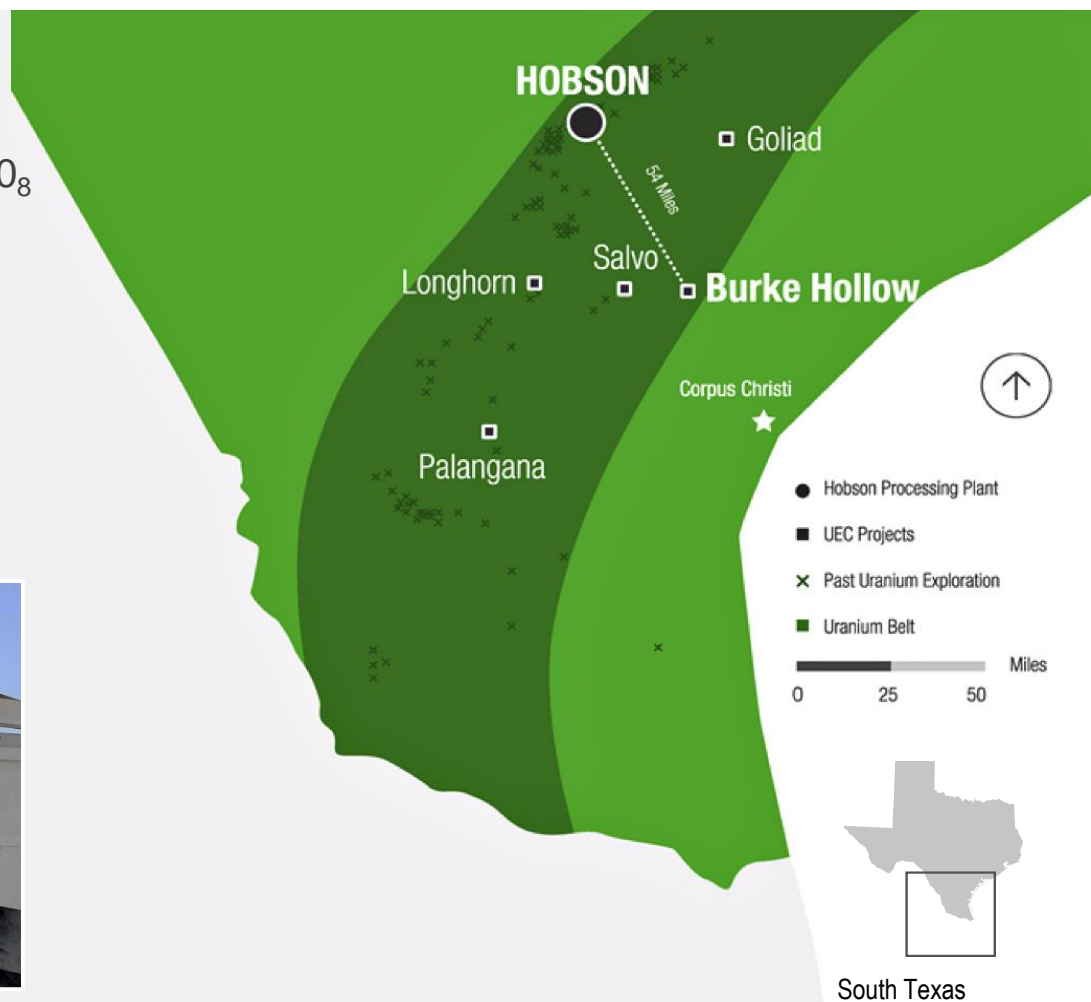
Palangana Ion Exchange Facility



Resin Hauling Truck And Trailer

Burke Hollow ISR Project

- Discovery of six trends since 2012
- 7.09M lbs. in 4.06Mt grading 0.088% U_3O_8
- Leach amenability testing indicates recovery greater than 90%
- ~20,000 acres located ~50 miles from Hobson Processing Plant
- 50% of the property unexplored



See news releases dated Jan 26 and April 14, 2021. Refer to a detailed breakdown of NI 43-101 resources and disclaimer on slide 2.

Burke Hollow ISR Project

Advancing Towards Uranium Extraction

The following final
permits have been
issued:

- ✓ Mine Production Area
- ✓ Two Class I disposal wells
- ✓ Aquifer Exemption
- ✓ Radioactive Materials License



Cased monitor wells in the proposed
Production Area 1 at Burke Hollow Project

See news releases dated Jan 26 and April 14, 2021. Refer to a detailed breakdown of NI 43-101 resources and disclaimer on slide 2.

Burke Hollow ISR Project, South Texas

The Newest & Largest ISR Wellfield Being Developed in the U.S.

2021 Production Area Development

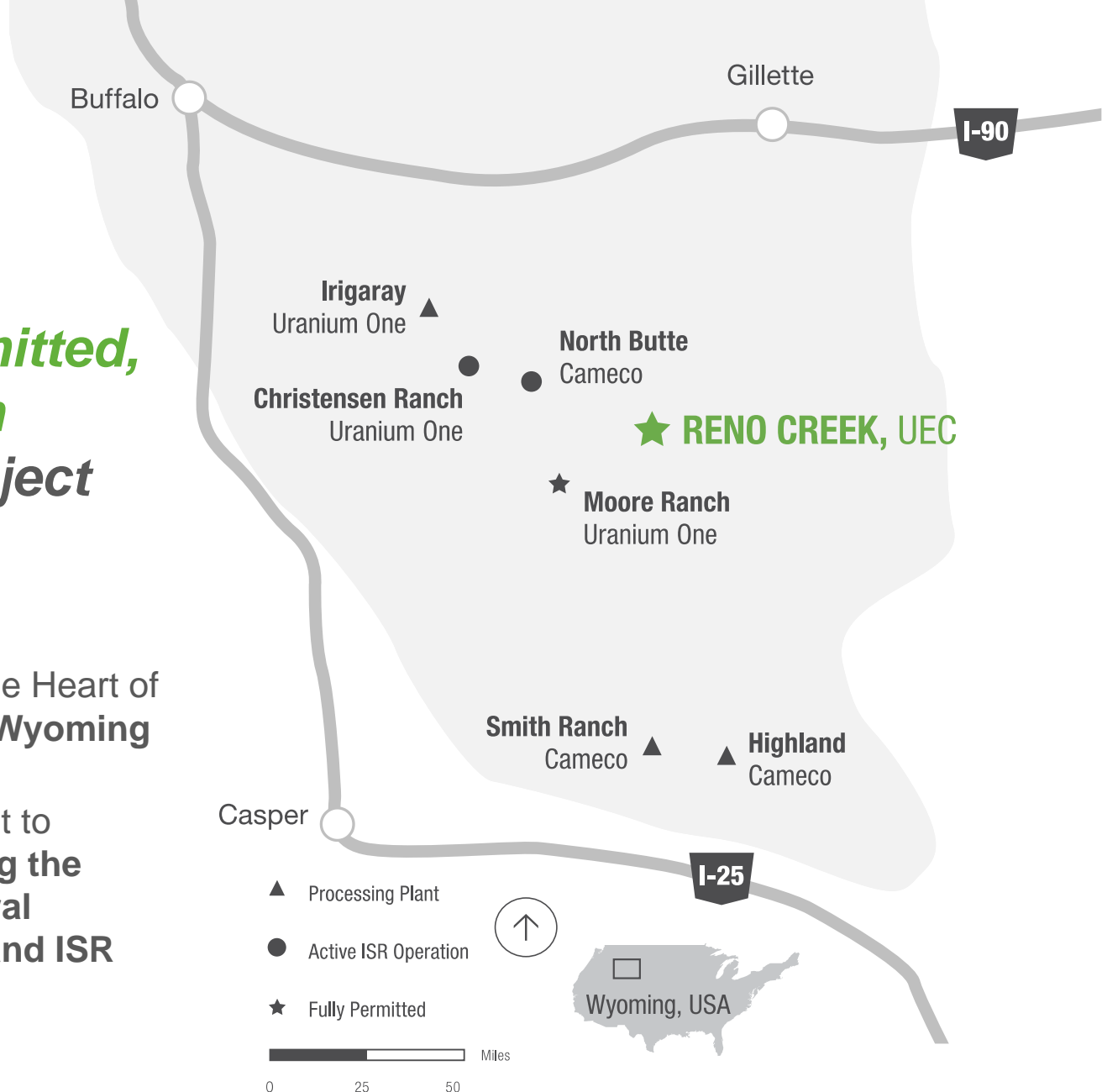
- ✓ Plan to complete all exterior and interior wells, including installation of ~45 additional monitor wells
- ✓ Permitting activities to include sampling and pumping tests in anticipation of commencing production activities

Reno Creek ISR Project

*The **largest permitted, pre-construction** ISR uranium project in the U.S.*

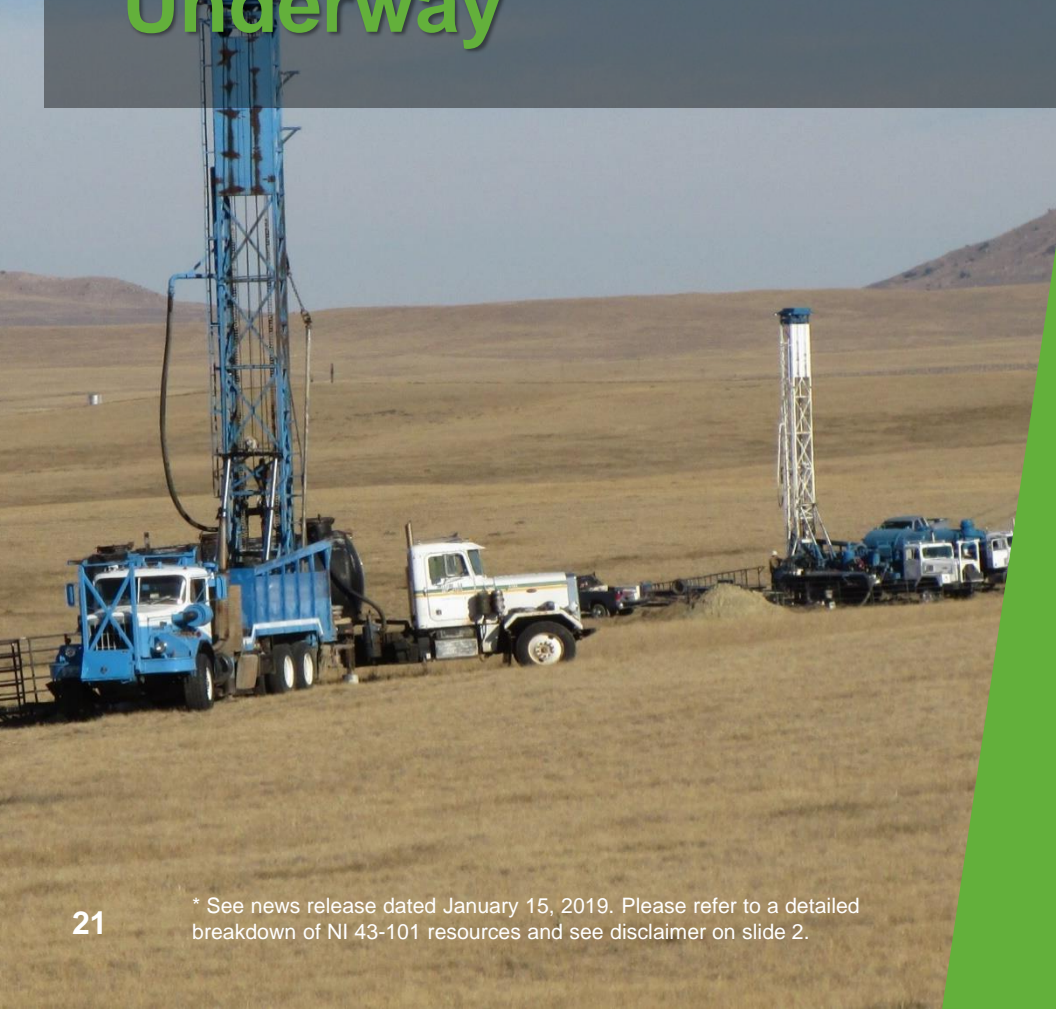
Strategic Location within the Heart of the **Powder River Basin, Wyoming**

Received a modified Permit to Construct in 2019, **allowing the construction of the Central Processing Plant (CPP) and ISR wellfields**



Reno Creek ISR Project

Pre-Feasibility Study Underway



M&I Resource 26M lbs.
of U₃O₈ grading 0.041%
within 32Mt*

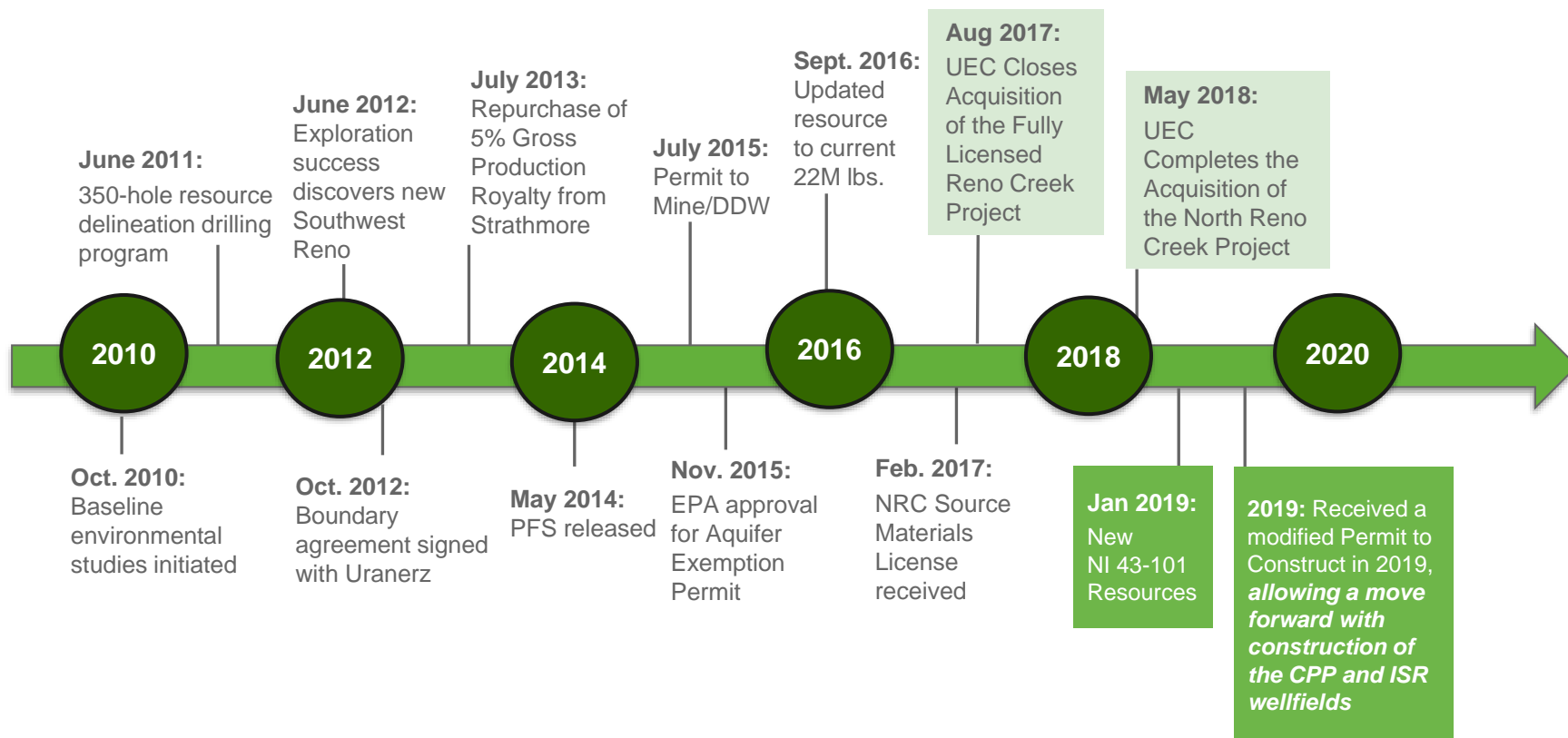
Inferred Resource 1.49M lbs.
of U₃O₈ grading 0.039%
within 1.92Mt*

First time since 1980 that the
major mineralized trends have
been consolidated

Considerable ISR exploration
and expansion potential

Production permits in place

Reno Creek: Project Timeline



* See news release dated January 15, 2019. Please refer to a detailed breakdown of NI 43-101 resources and see disclaimer on slide 2.

Anderson Project - Arizona

A Large U.S. Resource

NI 43-101 compliant resource*:

- **Indicated Resource:** 29.5Mt, 17M lbs. avg. grade of 0.029%
- **Inferred Resource:** 14.3Mt, 12M lbs. with avg. grade of 0.046%

9,852 Acres

Project located ~75 miles northwest of Phoenix, AZ

History

Between 1955-1958 with ~\$40M spent by previous operators, including Urangesellschaft

Extensive Work

Feasibility studies, milling studies, and hydrological reports previously completed by third parties

*NI 43-101 Technical Report completed and available on SEDAR and see disclaimer on slide 2



Slick Rock Project - Colorado

Technical Report	NI 43-101 Compliant Resource*: <ul style="list-style-type: none">▪ Inferred Resource: 2.5Mt, 11.6M lbs. avg. grade of 0.228%▪ Inferred Resource: 2.5Mt, 69.6M lbs. vanadium with avg. grade of 1.37%
Low CAPEX	<ul style="list-style-type: none">▪ \$21M initial CAPEX with an annual production of 438,000 pounds U3O8 + vanadium inferred
Vanadium Resource	<ul style="list-style-type: none">▪ Resource of 2.549Mt grading 1.37% V2O5 and containing 69.6M lbs.
Nearby Infrastructure	Projected sale of mined product to the White Mesa mill in nearby Blanding, UT



**NI 43-101 Technical Report completed and available on SEDAR and see the Company's disclaimer*

ISR District Opportunity in Paraguay

Similar geology as South Texas and leveraging ~\$50M of historic exploration work by Anschutz and Cameco, including new work completed by UEC.

Project	Historic Operator	Stage	Resource (M lbs)
Yuty	Cue Resources / Cameco	Exploration / Development	8.9M lbs. in 7.8Mt grading 0.052% U3O8 M&I and 2.2M lbs. in 2.1Mt grading 0.047% U3O8 Inferred*

Project	Historic Operator	Stage	Exploration Target (M lbs)
Oviedo	Anschutz Corp	Exploration	23 - 56M lbs. in 28.9 - 53.8Mt grading 0.04% to 0.052% U3O8*



**NI 43-101 Technical Report completed and available on SEDAR and see Company's disclaimer*

Alto Paraná Titanium Project

Project Overview

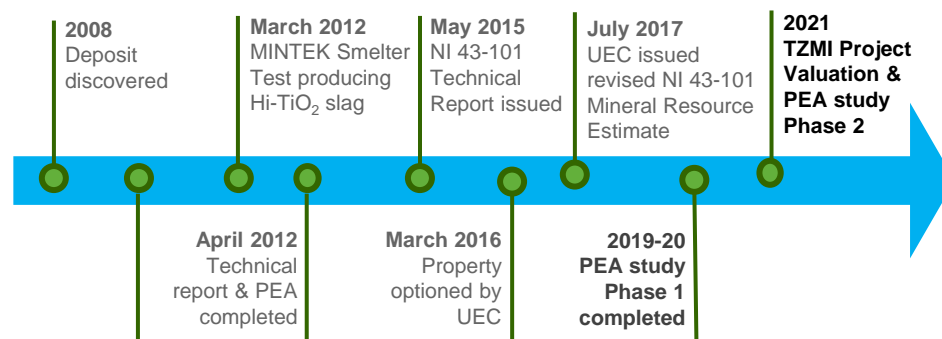
- One of the highest-grade and largest-known Ferro-Titanium deposits in the world
- NI 43-101 compliant resource with a mineral exploration claim of 70,498 hectares
- The PEA's first phase was completed in early 2021 and Resource estimation updated
- **Valuation and Market study completed and PEA Phase 2 underway**



UEC pilot plant at Alto Parana

Cut-Off %	% TiO ₂	% Fe ₂ O ₃	% Ilmenite calc	Tonnes Billions	Thickness (m)
6.0	7.41	23.58	13.95	4.94	6.61

Project History



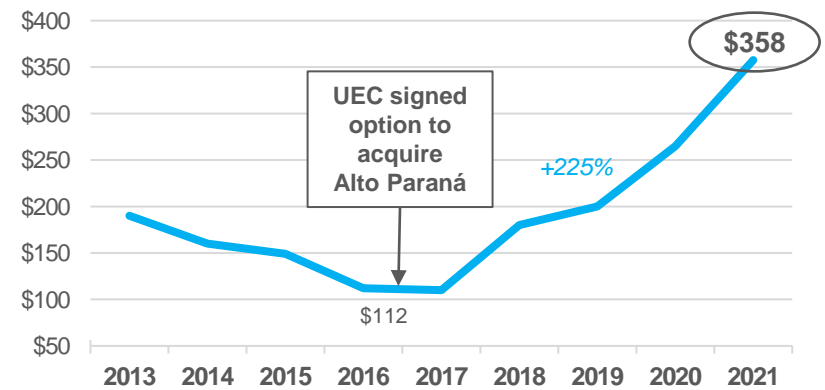
**NI 43-101 Technical Report completed and available on SEDAR and see disclaimer on slide 2*

Titanium Feedstock Market – TiO₂ prices hitting 3-year highs

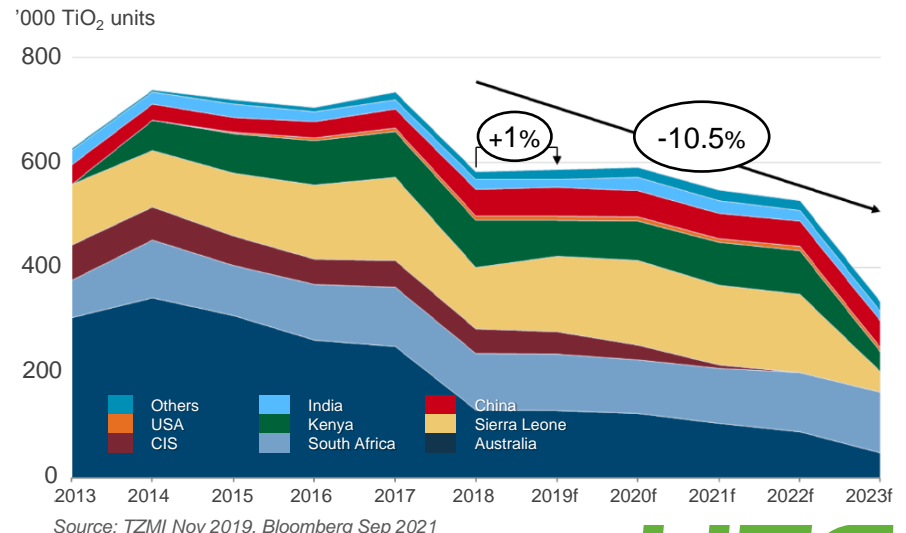
- 90% of TiO₂ feedstocks (ilmenite) used for pigment manufacturing
- Strong price recovery for ilmenite since 2017, with positive outlook, driven by:
 - Strong pigment demand & supply constraints
 - Stringent environmental regulations driving high-grade feedstock fundamentals
 - Anticipated high-grade feedstock supply deficit

Good fit for Alto Parana – capable of producing high-grade TiO₂ feedstock for both sulfate or chloride slag production

Price of TiO₂ Feedstock - ilmenite (USD per tonne)



Significant Supply Deficit – High Grade TiO₂ Feedstocks



Source: TZMI Nov 2019, Bloomberg Sep 2021



Investment Summary

- Strong balance sheet with ~\$123 million in cash, equity and physical holdings upon closing of recent offering
- Fully permitted and state of the art infrastructure advantage with Hobson Processing Plant
- Pipeline of fully licensed, low-cost ISR projects – potential production profile of 4M lbs./year in Texas and Wyoming
- Physical uranium initiative includes 2.3M lbs. of U.S. warehoused uranium
- Advancing production-readiness at Reno Creek and Burke Hollow ISR projects
- Only U.S. mined uranium can supply the Department of Energy \$1.5B Uranium Reserve - \$75M in FY2021 Appropriations



Nuclear Energy

*Clean, Safe, Reliable
& Economic*

Perfect Compliment to
Renewable Wind and Solar

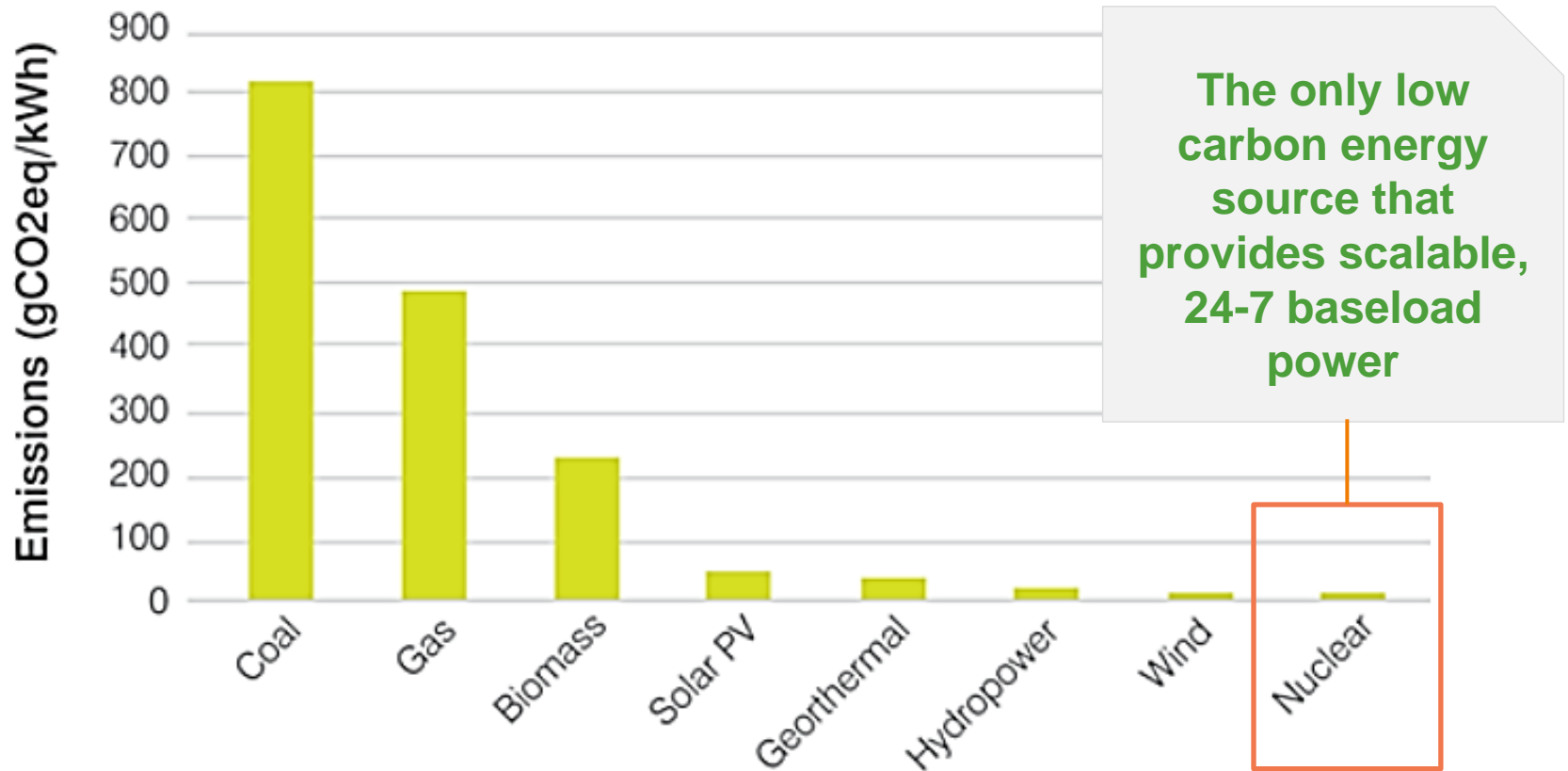
Saves Lives and Improves
Quality of Life



Nuclear Power = Carbon Free - Clean Energy

55% of America's Clean Energy

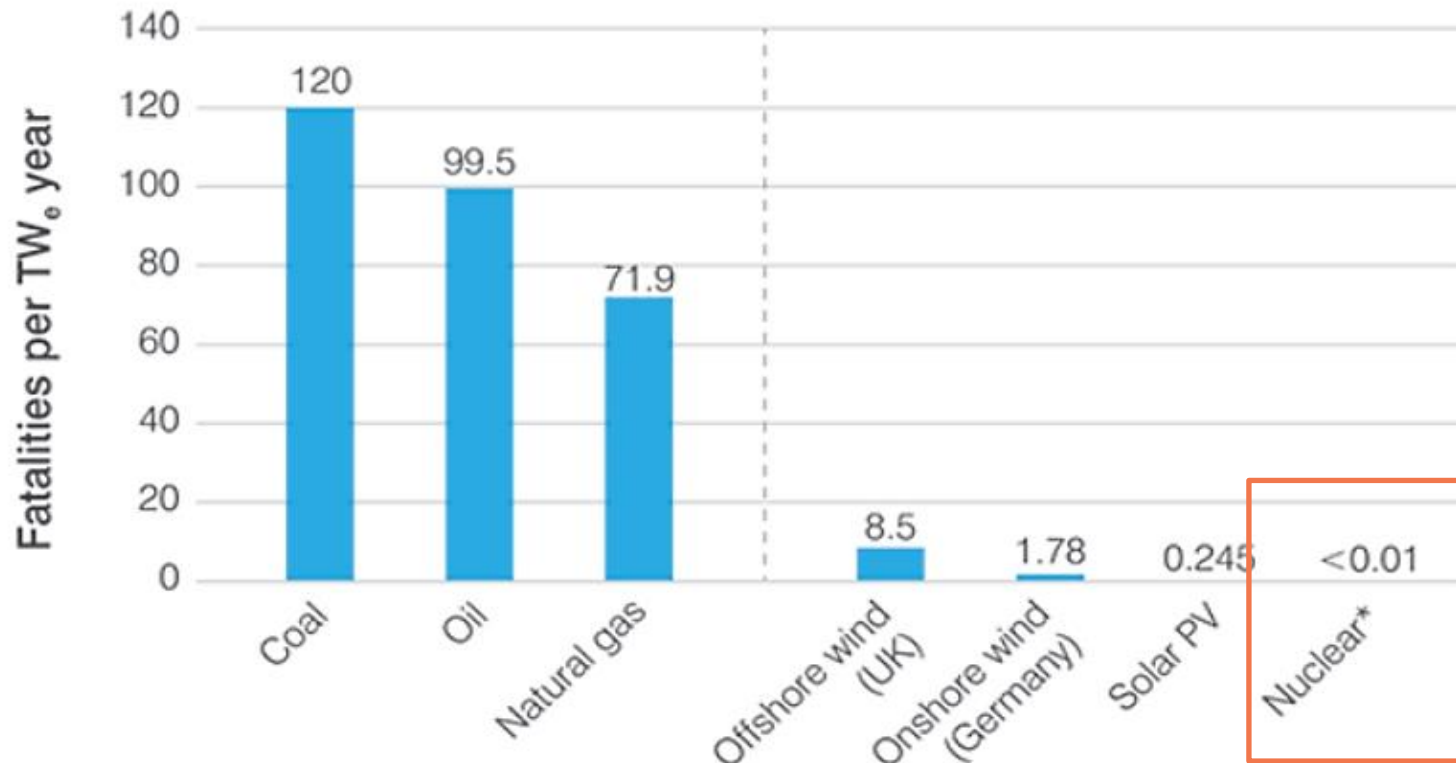
Life-cycle carbon emissions from selected electricity supply technologies



Source: World Nuclear Association – Harmony Program
<https://world-nuclear.org/our-association/what-we-do/the-harmony-programme.aspx>

Nuclear Power = Safest Form of Electricity Generation

Nuclear has the lowest energy accident fatalities for OECD countries



Source: World Nuclear Association – Harmony Program

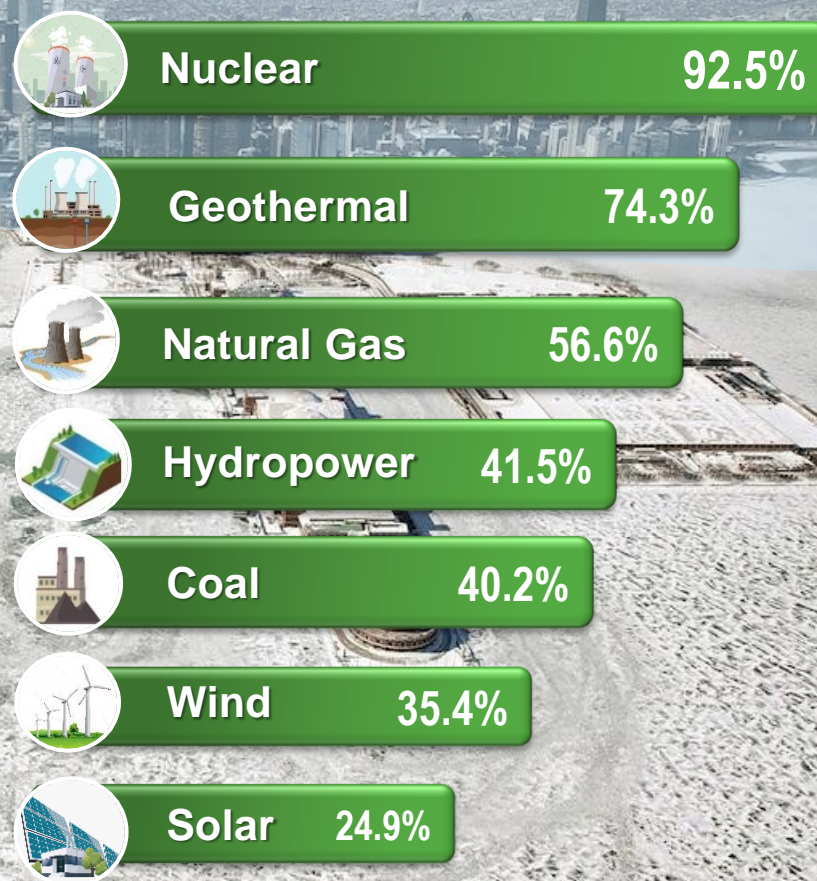
<https://world-nuclear.org/our-association/what-we-do/the-harmony-programme.aspx>

URANIUM ENERGY CORP | NYSE AMERICAN: **UEC** | **URANIUMENERGY.COM**



2021 Polar Vortex – Nuclear Reliability at 95%

Capacity Factor by Energy Source in 2020



Source: U.S. Energy Information Administration



U.S. DEPARTMENT OF
ENERGY

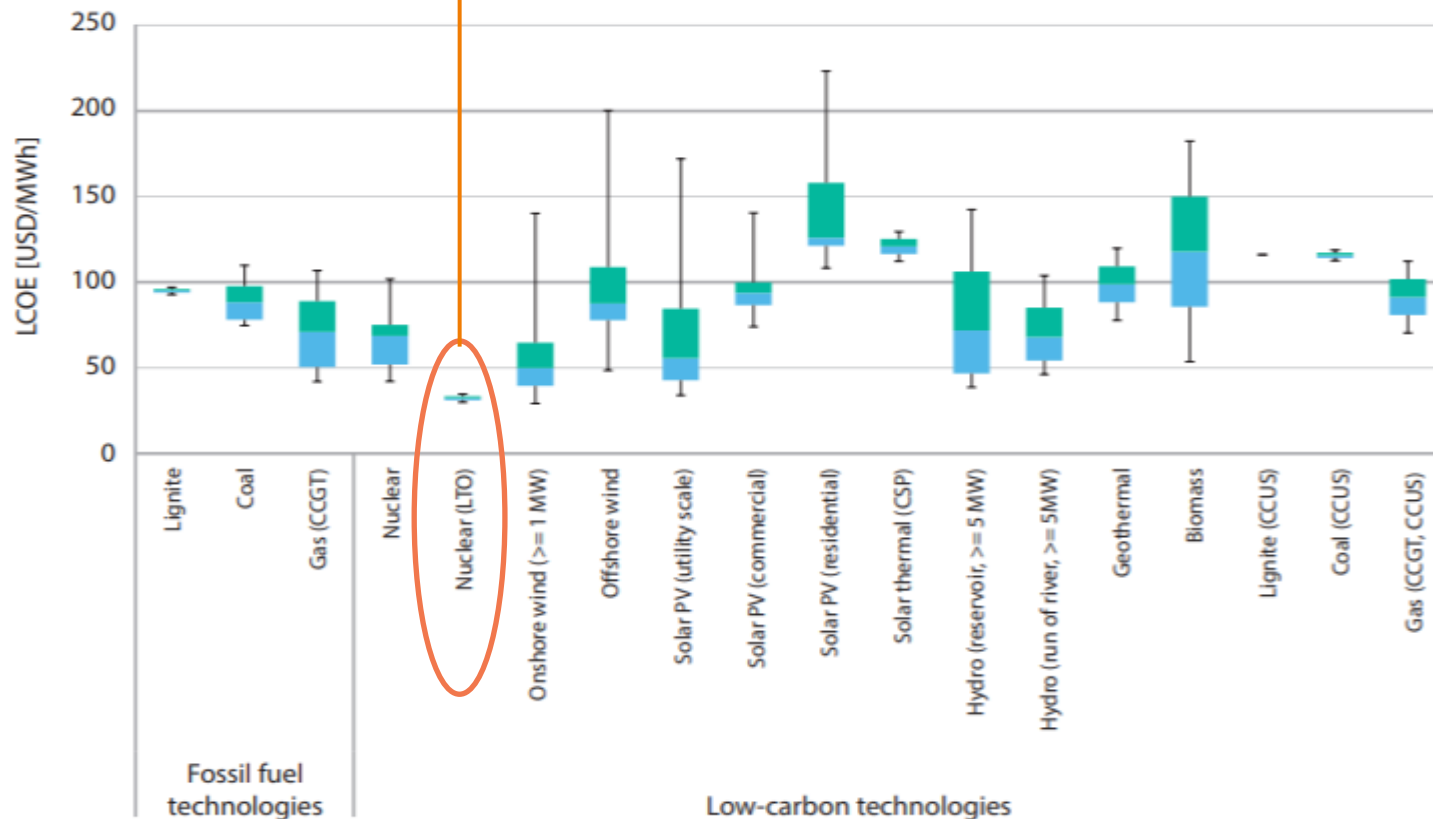
Office of
NUCLEAR ENERGY

URANIUM ENERGY CORP | NYSE AMERICAN: **UEC** | [URANIUMENERGY.COM](https://uraniumenergy.com)



Nuclear Power = Lowest Levelized Cost of Electricity For Extended Life Plants vs any Other Source

Most nuclear plants in the U.S. have or will extend their operational lives by at least 20 - 40 years



Projected Costs of Generating Electricity, 2020 Edition, International Energy Agency and Nuclear Energy Agency

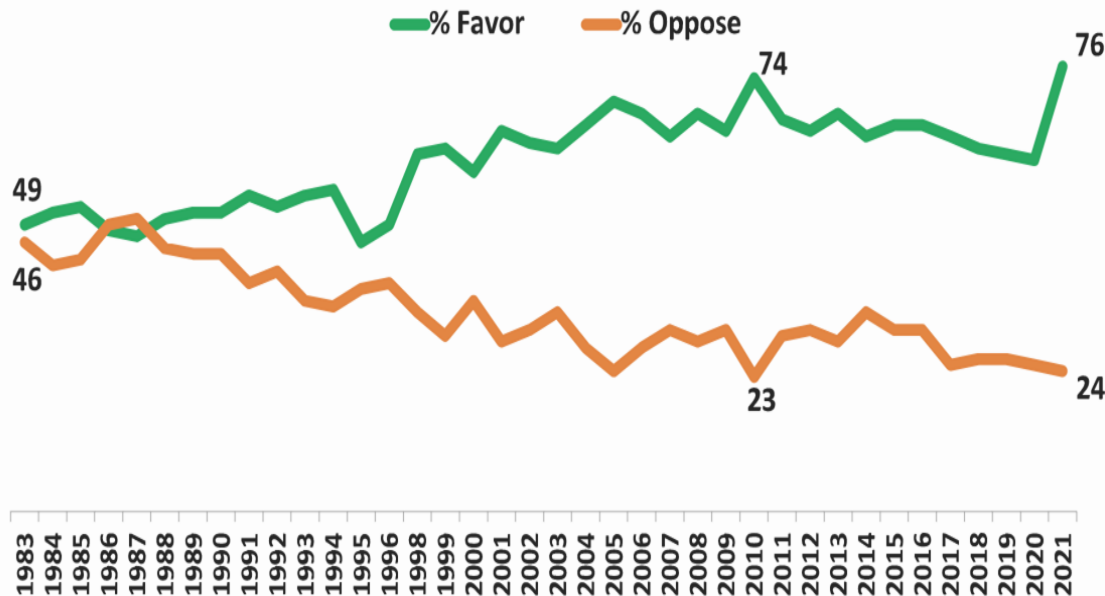
URANIUM ENERGY CORP | NYSE AMERICAN: **UEC** | URANIUMENERGY.COM



Support for Nuclear Energy is Strong and Increasing

Favorability to Nuclear Energy 1983-2021

Overall, do you strongly favor, somewhat favor, somewhat oppose the use of nuclear energy as one of the ways to provide electricity in the United States?



ECONOMIC BENEFITS



SAVES CONSUMERS
AN AVERAGE OF
6 PERCENT
ON ELECTRICITY BILLS



Source: NuclearNewswire – ANS; [Nuclearmatters.com/jobs](https://www.ans.org/news/article-2974/support-for-nuclear-energy-grows-with-climate-change-concerns/)
<https://www.ans.org/news/article-2974/support-for-nuclear-energy-grows-with-climate-change-concerns/>
URANIUM ENERGY CORP | NYSE AMERICAN: **UEC** | [URANIUMENERGY.COM](https://www.uraniumenergy.com)

UEC

Small Modular Reactor (SMR)

An Important Emerging Market

Small Modular Reactors (SMR's)

Scalable, factory-built, smaller footprint, flexible operations, manageable investments, cost competitive, unique applications

Advanced Reactors

Leverages pros/cons of previous designs, takes advantage of technological and material advances, fuel cycle advances, higher efficiencies

New Applications

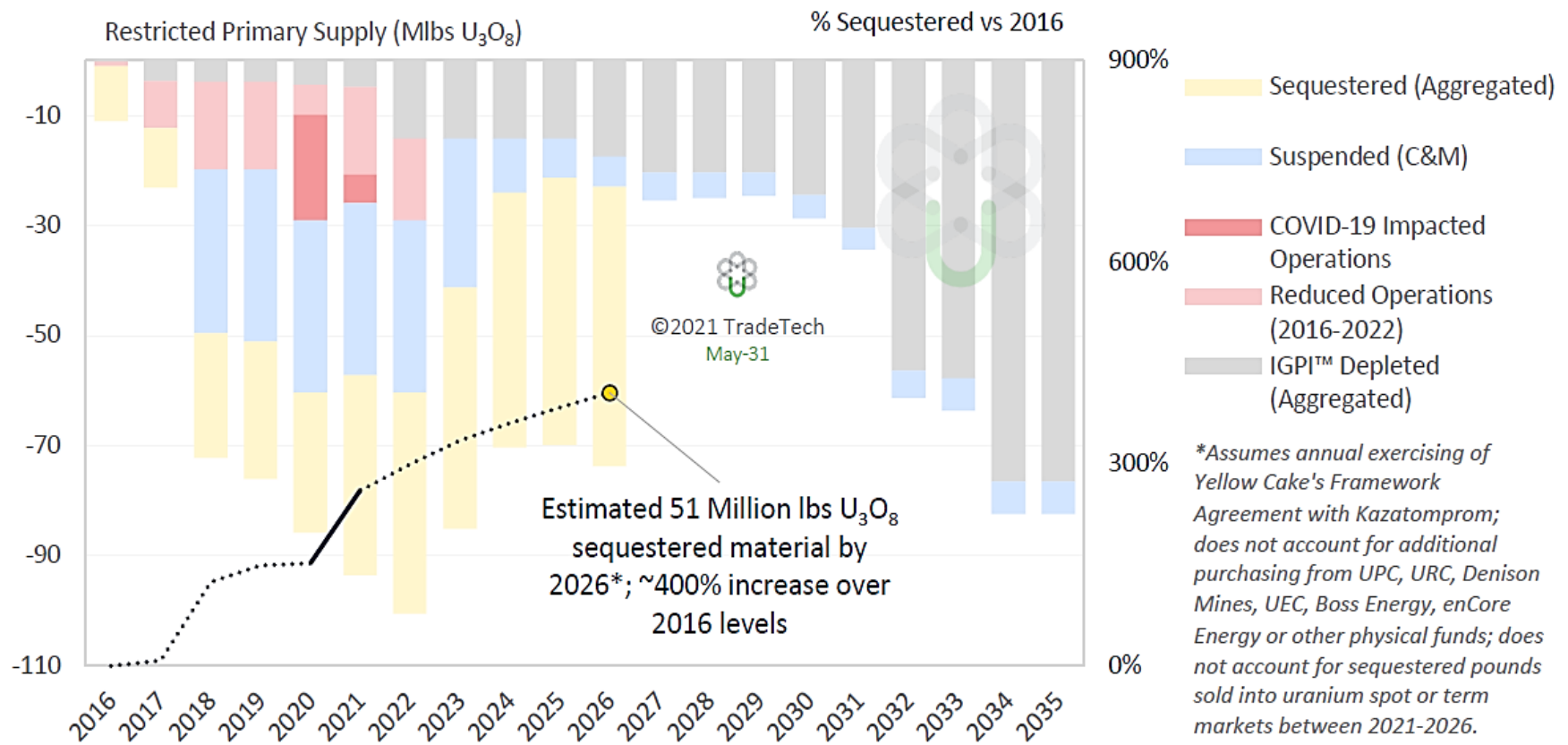
Hydrogen production, clean water through de-salinization, transportation, waste solutions, medicine



Uranium Supply Removed from the Market

Restricted Primary Supply 2016 – 2035

Sequestered, Suspended, Covid, Operational & Depletion Reductions

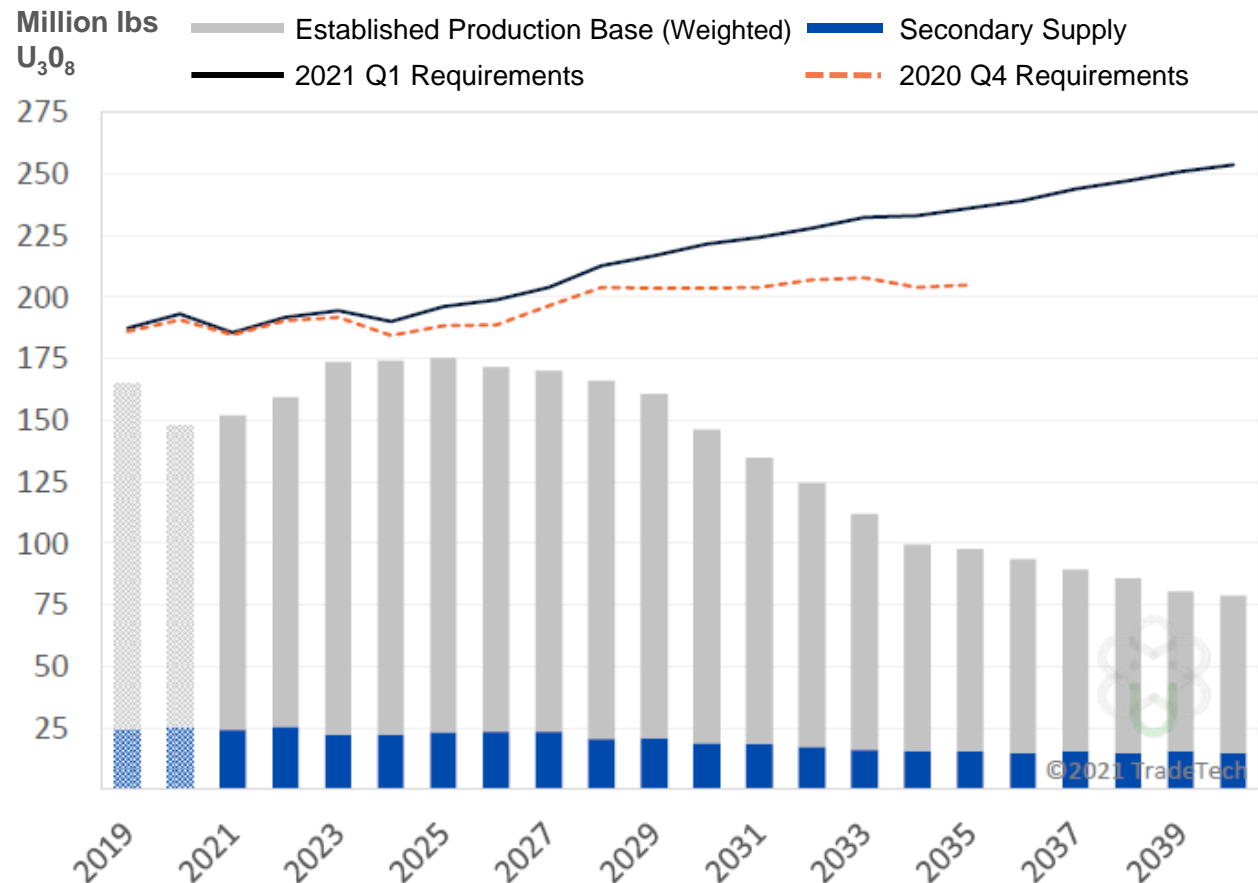


Source: TradeTech, May 31, 2021

Global Supply & Demand

Existing Primary Production + Secondary Market Supply

- **Inventory Overhang Drawing Down**
- **Uranium Price Too Low to Stimulate New Production**
- **Within the Permitting and Development Lead Times to Bring On New Mines**



Source: TradeTech June 2021 Uranium Market Study Issue 1 – Forward Availability Model 1

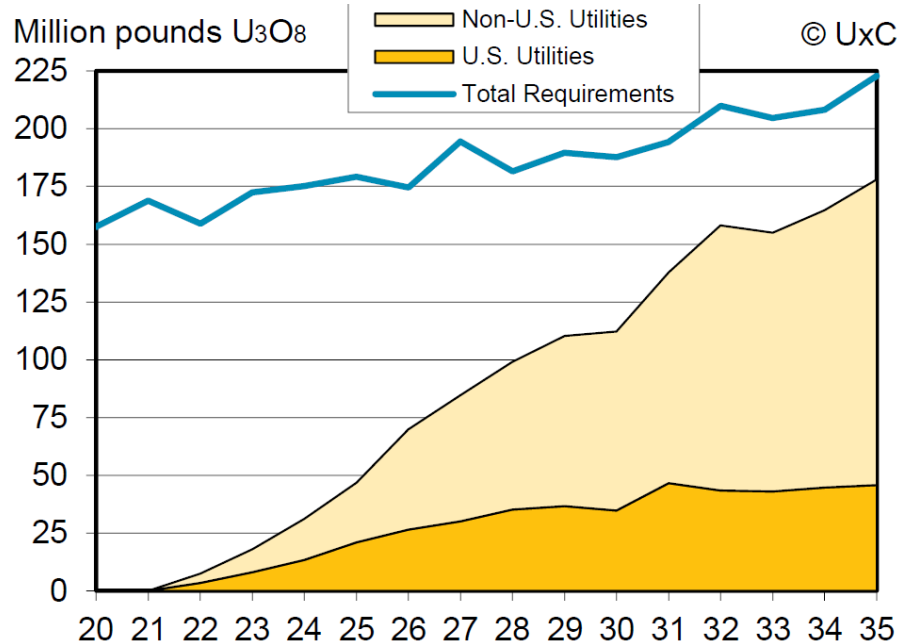
URANIUM ENERGY CORP | NYSE AMERICAN: **UEC** | **URANIUMENERGY.COM**



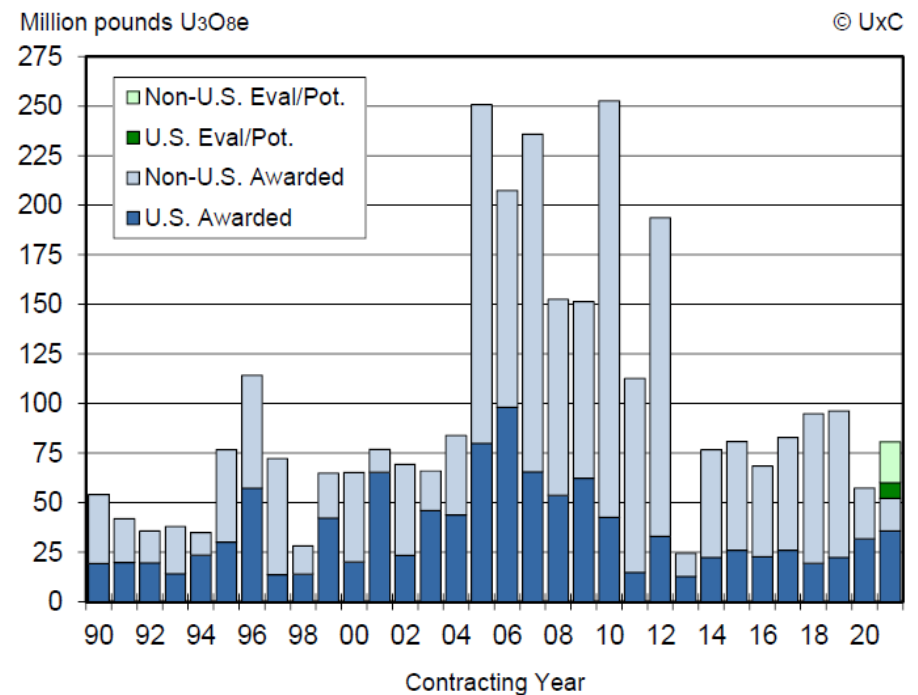
Utility Procurement Cycle: Old Contracts Rolling Off...New Contracts Need to be Signed

1.4 Billion Pounds of Contracting needed by 2035!

Utility Uncommitted Demand



Historic Long-Term Contracting



Source: UxC Market Outlook Q3 2021

Bottom Line - Positive Market Outlook

- ✓ **Demand Growth** – 55 reactors added to grid in past 8 years; 52 reactors under construction – nuclear generation has recovered to pre-Fukushima levels
- ✓ **Strategic Interest in Physical Inventory** – Producers, Developers, Financial buyers
- ✓ **The Department of Energy’s historic announcement to purchase 17-19M lbs. U.S. mined U3O8 starting within 2021 (\$75M in Appropriations have been approved for fiscal 2021)**
- ✓ **Strong Bipartisan Support for Nuclear Energy, Included in U.S. Energy Carbon Free Goals, Clean Energy Standard, American Jobs Plan**
- ✓ **Utility Procurement Cycle Looming** – “New” fundamentals have not been tested
- ✓ **Underinvestment and Supply Cutbacks** – significant primary supply deficit and mine depletions are increasing
- ✓ **Lead Time to Advance Large New Mines** can be 10 years or longer. Industry incentive price of \$60/lb.
- ✓ **Accelerated Market Re-Balancing** – Growing primary production shortfall exists. COVID removed about 20M pounds from 2020 production

Combined Resource Summary⁽¹⁾



Projects	Measured & Indicated			Inferred		
Hub & Spoke ISR Portfolio	Tons ('000)	Grade (% U ₃ O ₈)	Lbs U ₃ O ₈ ('000)	Tons ('000)	Grade (% U ₃ O ₈)	Lbs U ₃ O ₈ ('000)
Texas ISR						
Palangana	393	0.14	1,057	328	0.18	1,154
Burke Hollow	-	-	-	4,064	0.088	7,093
Goliad	3,790	0.05	5,475	1,547	0.05	1,501
Salvo	-	-	-	1,200	0.08	2,839
Longhorn	<i>Developmental with historical resources</i>					
Texas ISR Total	4,183	0.095	6,532	7,139	0.10	12,587
Wyoming ISR						
Reno Creek	32,000	0.041	26,000	1,920	0.039	1,490
Wyoming ISR Total	32,000	0.041	26,000	1,920	0.045	1,490
U.S. Conventional Portfolio	Tons ('000)	Grade (% U₃O₈)	Lbs U₃O₈ ('000)	Tons ('000)	Grade (% U₃O₈)	Lbs U₃O₈ ('000)
Anderson, AZ	29,532	0.03*	17,000	14,295	0.04*	12,000
Workman Creek, AZ	-	-	-	3,222	0.09	5,542
Slick Rock, CO	-	-	-	2,549	0.228	11,600
Los Cutaros, AZ	<i>Developmental with historical resources</i>					
C de Baca, NM	<i>Developmental with historical resources</i>					
Dalton Pass, NM	<i>Developmental with historical resources</i>					
Long Park, CO	<i>Developmental with historical resources</i>					
U.S. Conventional Total	29,532	0.03*	17,000	20,066	0.12	29,142
Canadian Conventional Portfolio						
Diabase, SK	<i>Developmental with historical resources</i>					
Paraguay ISR						
Yuty	8,621	0.05*	8,914	2,353	0.05	2,226
Coronel Oviedo	<i>Developmental with historical resources</i>					
Paraguay ISR Total	8,621	0.05*	8,914	2,353	0.05	2,226
Company Total	58,446 ('000 lbs. U ₃ O ₈)			45,445 ('000 lbs. U ₃ O ₈)		

(1) Cautionary Note to US Investors. The Company is without known mineral reserves under SEC Industry Guide 7. Measured, Indicated and Inferred Resources are estimated in accordance with NI 43-101 and do not constitute SEC Industry Guide 7 compliant reserves. (*) Weighted averages



URANIUM ENERGY CORP

Toll Free: (866) 748-1030
info@uraniumenergy.com
www.uraniumenergy.com

Corporate Office

500 North Shoreline
Ste. 800N
Corpus Christi, TX 78401

Tel: (361) 888-8235
Fax: (361) 888-5041

Investor Relations:
Bruce J. Nicholson

President and CEO:
Amir Adnani

Executive Vice President
Scott Melbye

UEC: NYSE American