



# AMERICA'S EMERGING URANIUM PRODUCER

## Corporate Presentation – September 2021

# Disclaimer

Statements contained in this presentation which are not historical facts are forward-looking statements that involve risks, uncertainties and other factors that could cause actual results to differ materially from those expressed or implied by such forward-looking statements. Factors that could cause such differences, without limiting the generality of the following, include: risks inherent in exploration activities; volatility and sensitivity to market prices for uranium; volatility and sensitivity to capital market fluctuations; the impact of exploration competition; the ability to raise funds through private or public equity financings; imprecision in resource and reserve estimates; environmental and safety risks including increased regulatory burdens; unexpected geological or hydrological conditions; a possible deterioration in political support for nuclear energy; changes in government regulations and policies, including trade laws and policies; demand for nuclear power; failure to obtain necessary permits and approvals from government authorities; weather and other natural phenomena; and other exploration, development, operating, financial market and regulatory risks. Although Uranium Energy Corp believes that the assumptions inherent in the forward-looking statements are reasonable, undue reliance should not be placed on these statements, which only apply as of the date of this release. Uranium Energy Corp. disclaims any intention or obligation to update or revise any forward-looking statement, whether as a result of new information, future event or otherwise.'

**Notice to U.S. Investors:** The mineral resources referred to herein have been estimated in accordance with the definition standards on mineral resources of the Canadian Institute of Mining, Metallurgy and Petroleum referred to in NI 43-101 and are not compliant with U.S. Securities and Exchange Commission (the "SEC") Industry Guide 7 guidelines. In addition,

measured mineral resources, indicated mineral resources and inferred mineral resources, while recognized and required by Canadian regulations, are not defined terms under SEC Industry Guide 7 and are normally not permitted to be used in reports and registration statements filed with the SEC. Accordingly, we have not reported them in the United States. Investors are cautioned not to assume that any part or all of the mineral resources in these categories will ever be converted into mineral reserves. These terms have a great amount of uncertainty as to their existence, and great uncertainty as to their economic and legal feasibility. In particular, it should be noted that mineral resources which are not mineral reserves do not have demonstrated economic viability. It cannot be assumed that all or any part of measured mineral resources, indicated mineral resources or inferred mineral resources will ever be upgraded to a higher category. In accordance with Canadian rules, estimates of inferred mineral resources cannot form the basis of feasibility or other economic studies. Investors are cautioned not to assume that any part of the reported measured mineral resources, indicated mineral resources or inferred mineral resources referred to herein are economically or legally mineable.

**Exploration Target Disclosure:** In the Company's subject technical report all tonnages, grade, and contained pounds of uranium should not be construed to reflect a calculated mineral resource (inferred, indicated, or measured). The potential quantities and grades, as stated in the technical report, are conceptual in nature and there has been insufficient work to date to define a NI 43-101 compliant resource. Furthermore, it is uncertain if additional exploration will result in the discovery of an economic mineral resource on the project.



# Leading Pure Play, American Uranium Producer

Production ready, licensed, low-cost  
In-Situ Recovery (ISR) mining in Texas  
and Wyoming

Largest resource base of fully permitted  
ISR projects of any U.S. based producer

Newly established U.S. warehoused  
inventory of 2.3 M lbs.  $U_3O_8$

Strong balance sheet with over \$123  
million in cash, equity and physical  
holdings

Developing the newest and largest ISR  
production-area in the U.S. at Burke  
Hollow in South Texas

# Robust Nuclear Power Growth

443

Operable Reactors  
Worldwide

51

Units Under  
Construction

56

New Reactors  
Connected since 2012

2.6%

CAGR Nuclear Growth  
Expected (2020-2027)<sup>1</sup>

**CHINA** announced that it is likely to triple nuclear power capacity by 2030

**INDIA** plans for 21 new nuclear reactors by 2031

**U.A.E.** completed 1 reactor; 3 units under construction, 4 more reactors under consideration

**U.K.** upgrading nuclear fleet to new advanced reactors

**RUSSIA** is building 36 reactors in China, India, Bangladesh, Turkey, Egypt, Iran, Finland, Belarus, Slovakia, Armenia, Uzbekistan and Hungary

**JAPAN** 33 operable reactors, Energy Plan targeting 20-22% nuclear power, nuclear deemed essential to achieve net-zero target by 2050

**U.S.** is completing two new AP-1000 reactors in Georgia and has maintained a 20% market share for 30 years with power uprates and efficiency = to 32 new reactors as electricity demand grew over 36% from 1989-2019 – A Stealth Growth Story!



# Nuclear Power is Critical to U.S. Energy

**Bi-Partisan Support** – First Time in 48 years Democratic Party Supports Nuclear Energy


The U.S. Senate has passed a **Bipartisan infrastructure bill** that provides a \$6B nuclear credit program for qualifying nuclear plants with priority given to reactors using uranium produced in the United States

**The U.S. has set a goal to reach 100% carbon pollution-free electricity by 2035 –**  
Nuclear Energy “Absolutely Essential” (US Energy Secretary Jennifer Granholm)

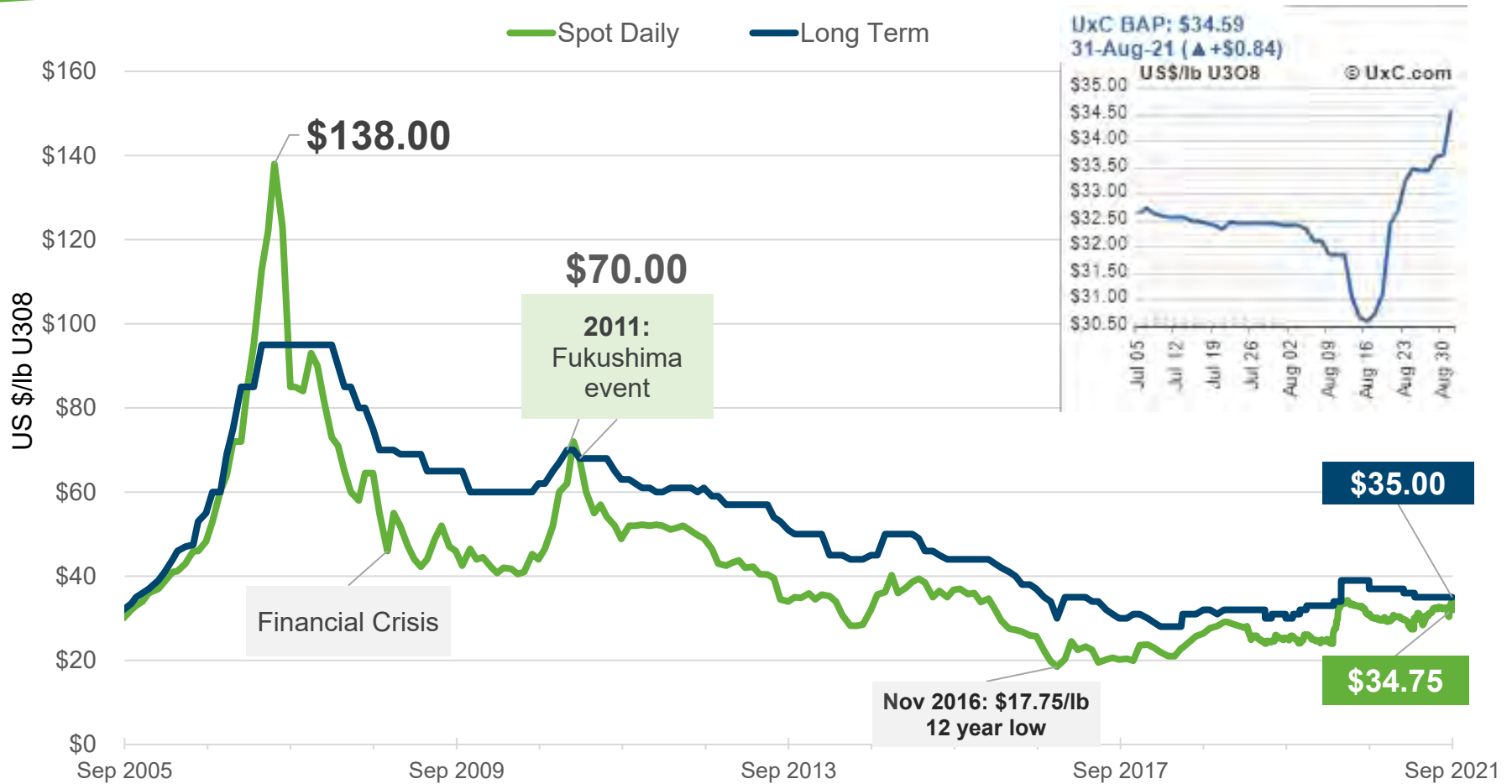
**2nd Largest Source of Electricity** – Largest Source of Carbon-Free Power Generation

**No U.S. Uranium Production** Despite Operating the World’s Largest Nuclear Reactor Fleet

**Strategic Uranium Reserve** – \$1.5 Billion Program Over 10 Years for Domestic Uranium and Conversion (\$75 Million in Appropriations for Fiscal 2021)



# Uranium Spot Price is \$34.75/lb. on Aug 31, 2021 > 95% Increase Over November 2016 Low (\$17.75/lb)



Source: TradeTech, Numerco, UxC, LLC: [www.uxc.com](http://www.uxc.com)

# Diversified Asset Portfolio

## Low-Cost ISR & Production Ready

**58M lbs. Measured & Indicated**  
**45M lbs. Inferred U<sub>3</sub>O<sub>8</sub>**

**Contracted physical inventory of U.S. warehoused uranium – 2.3 million lbs.**

**Infrastructure - Texas**  
 Hobson Processing Plant - Production Capacity of 2M lbs./year

### Texas Hub & Spoke ISR Portfolio

Project Name	Stage	Resources (M lbs.)	
		M&I	Inferred
Palangana (Fully Permitted)	(NT)	1.1	1.2
Goliad (Fully Permitted)	(NT)	5.5	1.5
Burke Hollow (Fully Permitted)	(NT)	-	7.1
Salvo	(E)	-	2.8

### Reno Creek ISR Project (Approved Permit to Mine)

Project Name	Stage	Resources (M lbs.)	
		M&I	Inferred
Reno Creek	(NT)	26	1.49

Permitted for 2M lbs./year production

- Uranium Resources
- Uranium Inventory
- Titanium
- Vanadium

**Stage:**  
 (E) Exploration  
 (D) In Development  
 (NT) Near Term Production

### Canada - Athabasca Basin

Project Name	Stage	Resources (M lbs.)	
		M&I	Inferred
Diabase	(E)	NA	NA

### Paraguay ISR Uranium Portfolio

Project Name	Stage	Resources (M lbs.)	
		M&I	Inferred
Yuty	(D)	8.9	2.2
Oviedo	(E)	23-56 Exploration Target	

### Paraguay Titanium Business

Alto Paraná  
 4.94 Billion Tons Grading 7.41% TiO<sub>2</sub> and 23.6% Fe<sub>2</sub>O<sub>3</sub>

### U.S. Hardrock Pipeline (Uranium & Vanadium)

Project Name	Stage	Resources (M lbs.)	
		M&I	Inferred
Anderson	(D)	17.0	12.0
Workman	(D)	-	5.5
Slick Rock (U308)	(D)	-	11.6
Slick Rock (V205)	(D)	-	69.6

### Strategic Equity Interest

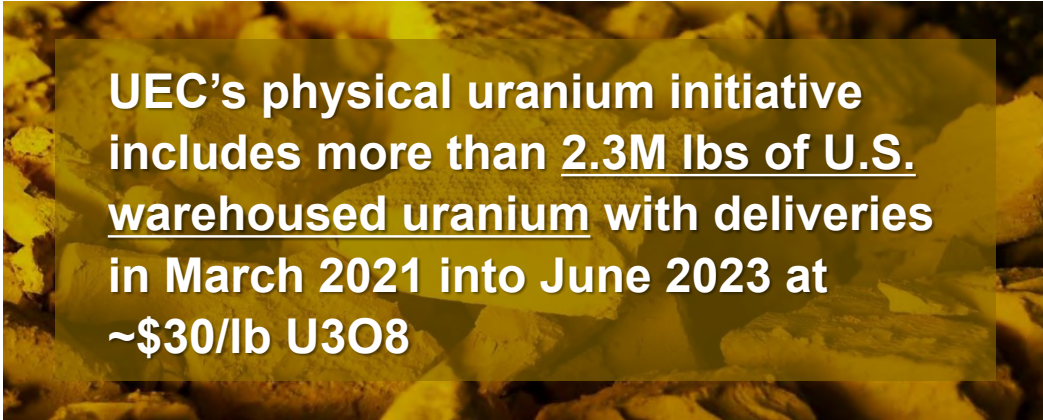
**URANIUM ROYALTY CORP** 18% stake in the Uranium Royalty Corp  
 The only pure play uranium royalty and streaming company and major shareholder in Yellow Cake plc

Please refer to a detailed breakdown of NI 43-101 resources and disclaimer in this presentation

# U.S. Physical Uranium Initiative

**Purchasing drummed uranium at prevailing spot prices below most global industry mining costs:**

- ✓ **Bolsters UEC balance sheet** as uranium prices appreciate
- ✓ **Provides strategic inventory** to support future marketing and production efforts and accelerate cashflows
- ✓ **Increases the availability of our Texas and Wyoming production capacity** for emerging U.S. origin specific opportunities



**UEC's physical uranium initiative includes more than 2.3M lbs of U.S. warehoused uranium with deliveries in March 2021 into June 2023 at ~\$30/lb U3O8**





# U.S. Infrastructure, Resources and Permits

## Texas Hub & Spoke ISR Portfolio

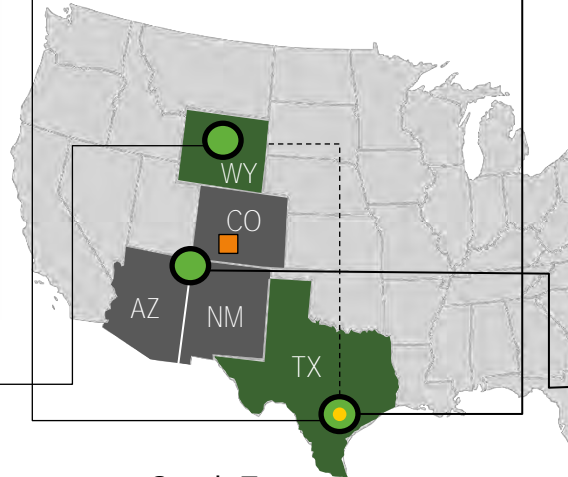


## Wyoming Reno Creek ISR Project



- Uranium
- Vanadium


**Stage:**  
(E) Exploration  
(D) In Development  
(NT) Near Term Production




South Texas

ISR Hub & Spoke  
Production  
Strategy

## Hobson Processing Plant Production Capacity of 2 M lbs./year



## U.S. Conventional Portfolio



Please refer to technical reports on SEDAR and Company's website for a detailed breakdown of NI 43-101 resources and disclaimer.

# UEC At a Glance

Member of the **Russell 3000®** Index

<b>Cash, Equity and Inventory Holdings<sup>(1,2,3)</sup></b>	<b>~\$123.4 million</b>			
<b>Share Structure</b>	<b>233.2 M</b> Outstanding	<b>5.4 M</b> Warrants + Options & Stock Awards <sup>(4)</sup>	<b>12.6 M</b> Fully Diluted <sup>(1)</sup>	<b>251.2M</b> Fully Diluted <sup>(1)</sup>
<b>Recent Activity</b>	<b>\$2.51</b> As of Aug 31, 2021	<b>4,599,019</b> Avg. Daily Vol. (3-mo)		
<b>Market Cap</b>	<b>\$585 M</b> As of Aug 31, 2021	<b>\$10 M<sup>(5)</sup></b> Debt		
<b>Top Shareholders</b>	<b>UEC Team, Blackrock, Vanguard Group, State Street, Fidelity, Northern Trust, UBS, CEF Holdings, Sprott, KCR Fund, and Global X Management</b>			
<b>ANALYST COVERAGE</b>	<b>Heiko Ihle</b> , H.C. Wainwright & Co. <b>Katie Lachapelle</b> , Canaccord Genuity <b>Mitch Vanderydt</b> , Eight Capital		<b>Colin Healey</b> , Haywood Securities Inc. <b>Joseph Reagor</b> , ROTH Capital Partners	

(1) As of April 30, 2021, our most recent financial statements date

(2) Equity holdings include 14M shares of Uranium Royalty Corp (UROY) having a trading price of US\$3.52 at closing on Apr 30, 2021

(3) As of April 30, 2021, Inventory holdings include 900,000 lbs delivered U3O8, which is part of the 2.5M lbs. physical uranium initiative with multiple deliveries between March 2021 to December 2022

(4) \$22.7M cash to be received should all warrants and options be exercised

(5) In November 2020 and March 2021, UEC made voluntary principal repayments totaling \$10M, reducing the total principal outstanding to \$10M

# Our Team



**Amir Adnani**

**President, CEO, Director**

An entrepreneur, founding CEO of UEC, founder and Chairman of GoldMining Inc., with extensive experience building natural resource companies.



**Spencer Abraham**

**Chairman, Board of Directors**

Served as a U.S. Senator from 1995 to 2001, as Secretary of Energy from 2001 to 2005 and previously as non-executive Chairman of Areva's U.S. board.



**Scott Melby**

**Executive Vice President**

36 years of experience in senior roles with uranium majors, Cameco, Uranium One, and Kazatomprom. President of Uranium Producers of America and former Chair of the World Nuclear Fuel Market.



**Robert Underdown**

**VP of Production**

Has held senior operational positions at ISR uranium mines in Texas for over 35 years.



**Clyde Yancey**

**VP of Exploration**

Over 35 years of experience in uranium exploration in North and South America.

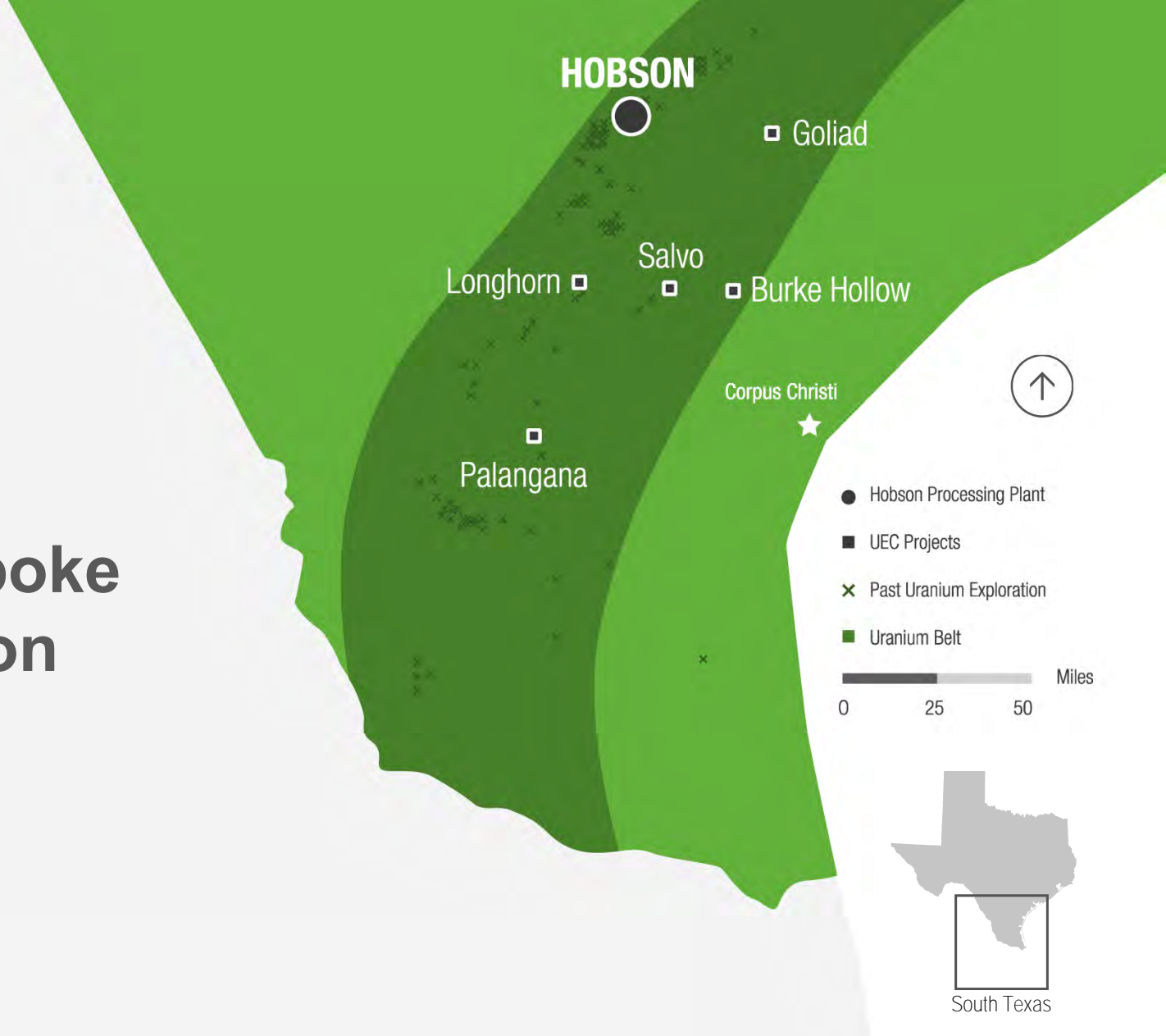


**Andy Kurrus**

**VP of Resource Development**

Over 30 years experience with uranium exploration in the United States.

# Hub & Spoke Production Strategy



**Hobson** is fully licensed and permitted.



The Processing Plant has a  
2M lbs. / year physical  
capacity

# Palangana ISR Mine

## First Producing Mine

### Proof of Concept

**\$10M  
Initial CAPEX**

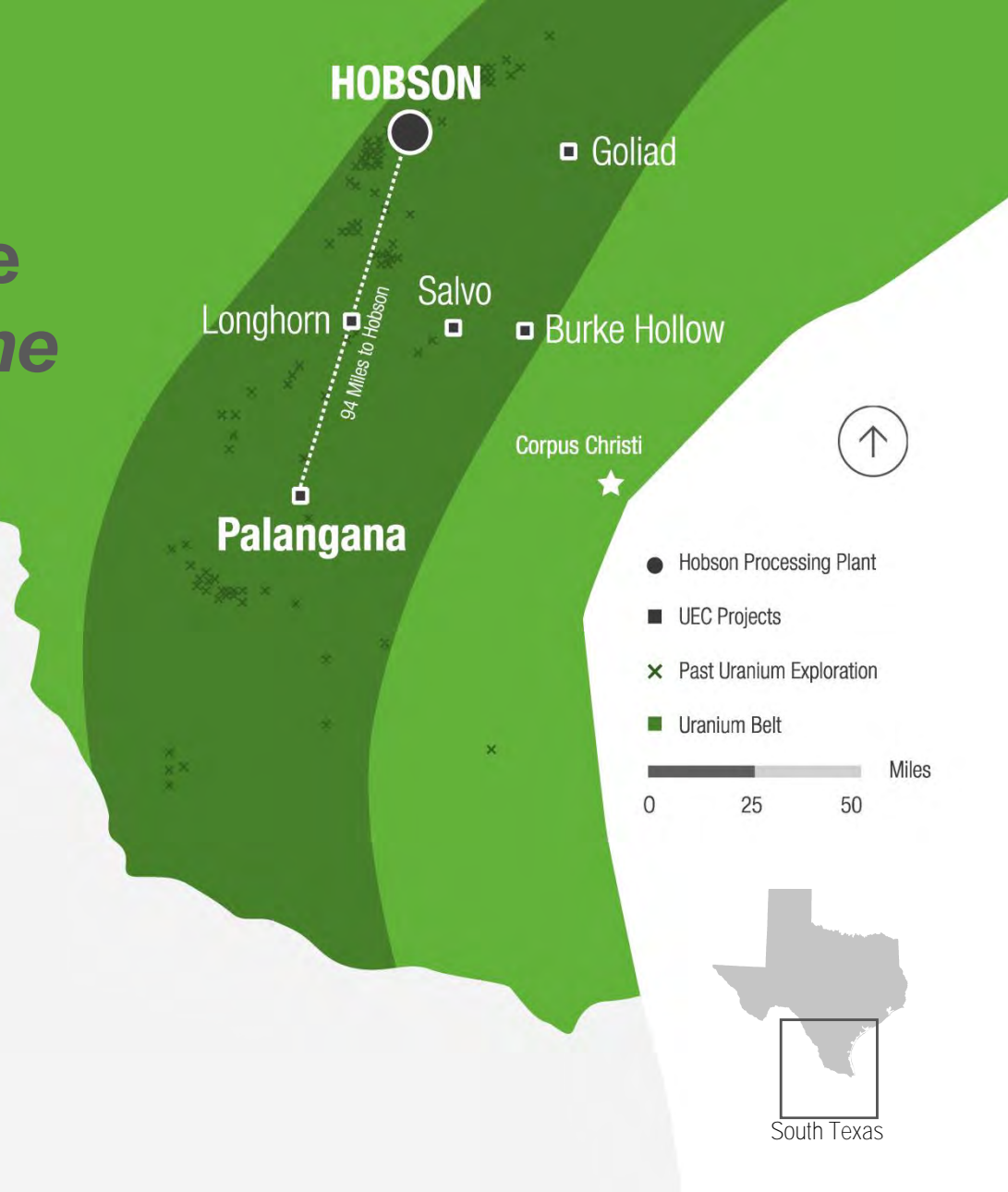
6 months construction  
timeline

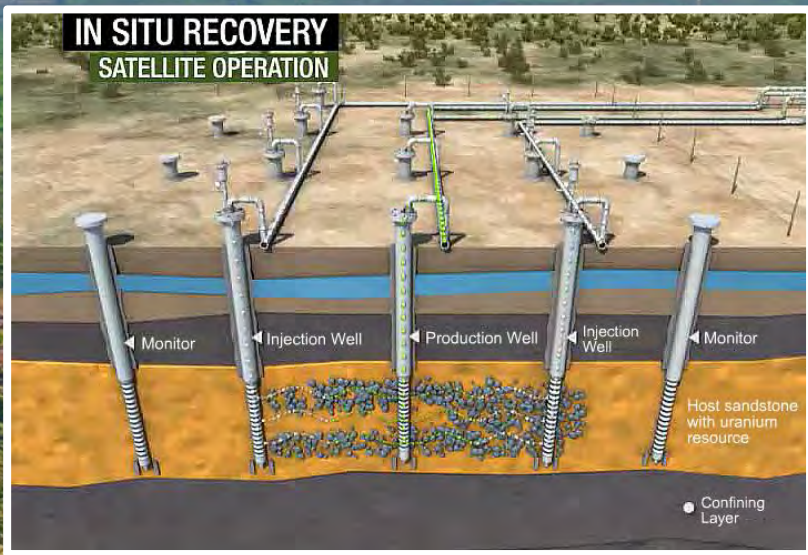
**Production  
Ready**

- Low cash-cost of \$21.77/lb during operation
- Fully permitted including expanded mine permit
- Received 10-year renewal permits in 2019

**Similar Costs  
for Future  
Projects**

- The major permits for production have been issued for Goliad and Burke Hollow





**Palangana Production Area 1 (PA-1)**

**In-Situ Recovery (ISR) Technology**  
Low Cost & Environmentally Friendly

**Palangana Ion Exchange Facility**

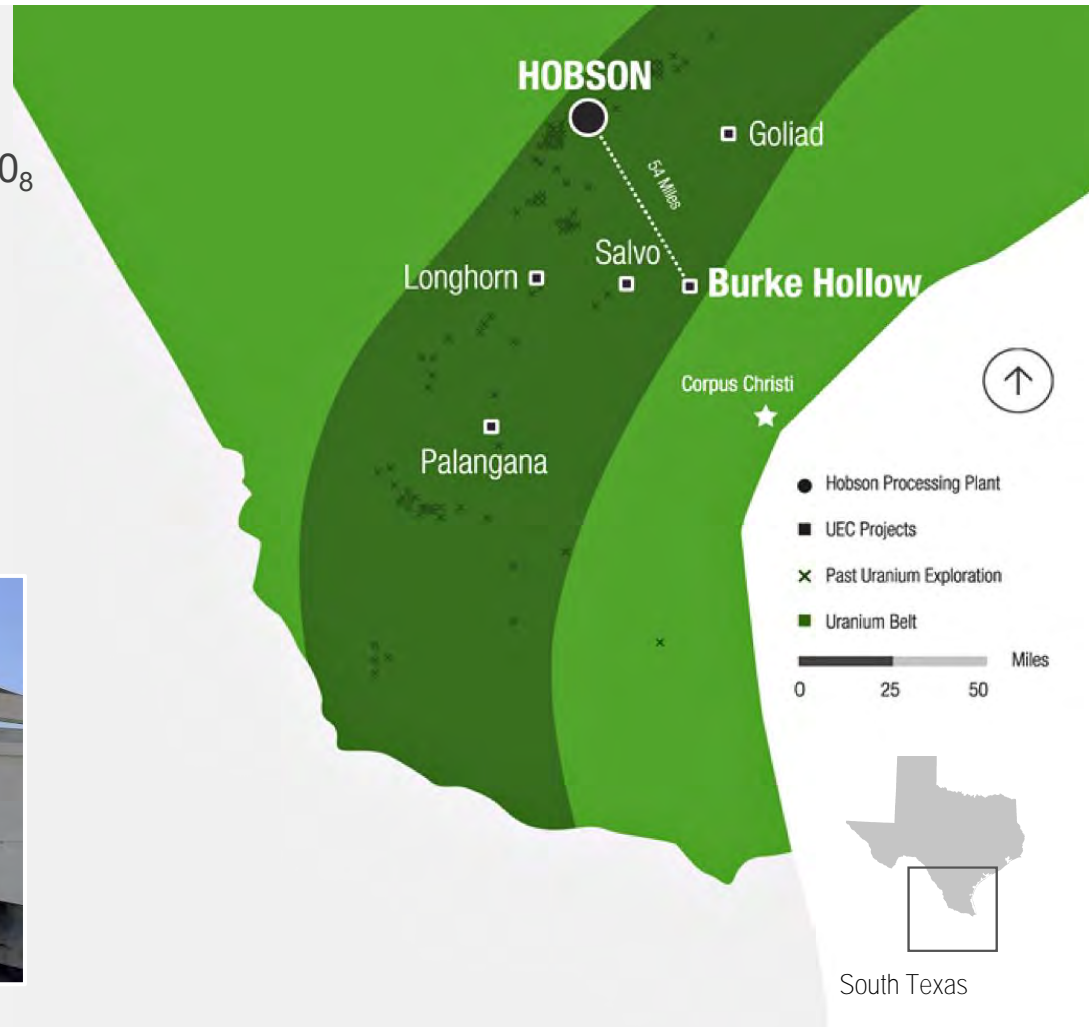


## Resin Hauling Truck And Trailer



# Burke Hollow ISR Project

- Discovery of six trends since 2012
- 7.09M lbs. in 4.06Mt grading 0.088%  $U_3O_8$
- Leach amenability testing indicates recovery greater than 90%
- ~20,000 acres located ~50 miles from Hobson Processing Plant
- 50% of the property unexplored



See news releases dated Jan 26 and April 14, 2021. Refer to a detailed breakdown of NI 43-101 resources and disclaimer on slide 2.

# Burke Hollow ISR Project

## Advancing Towards Uranium Extraction

The following final  
permits have been  
issued:

- ✓ Mine Production Area
- ✓ Two Class I disposal wells
- ✓ Aquifer Exemption
- ✓ Radioactive Materials License



Cased monitor wells in the proposed  
Production Area 1 at Burke Hollow Project

See news releases dated Jan 26 and April 14, 2021. Refer to a detailed breakdown of NI 43-101 resources and disclaimer on slide 2.

# Burke Hollow ISR Project, South Texas

The Newest & Largest ISR Wellfield Being Developed in the U.S.

## *2021 Production Area Development*

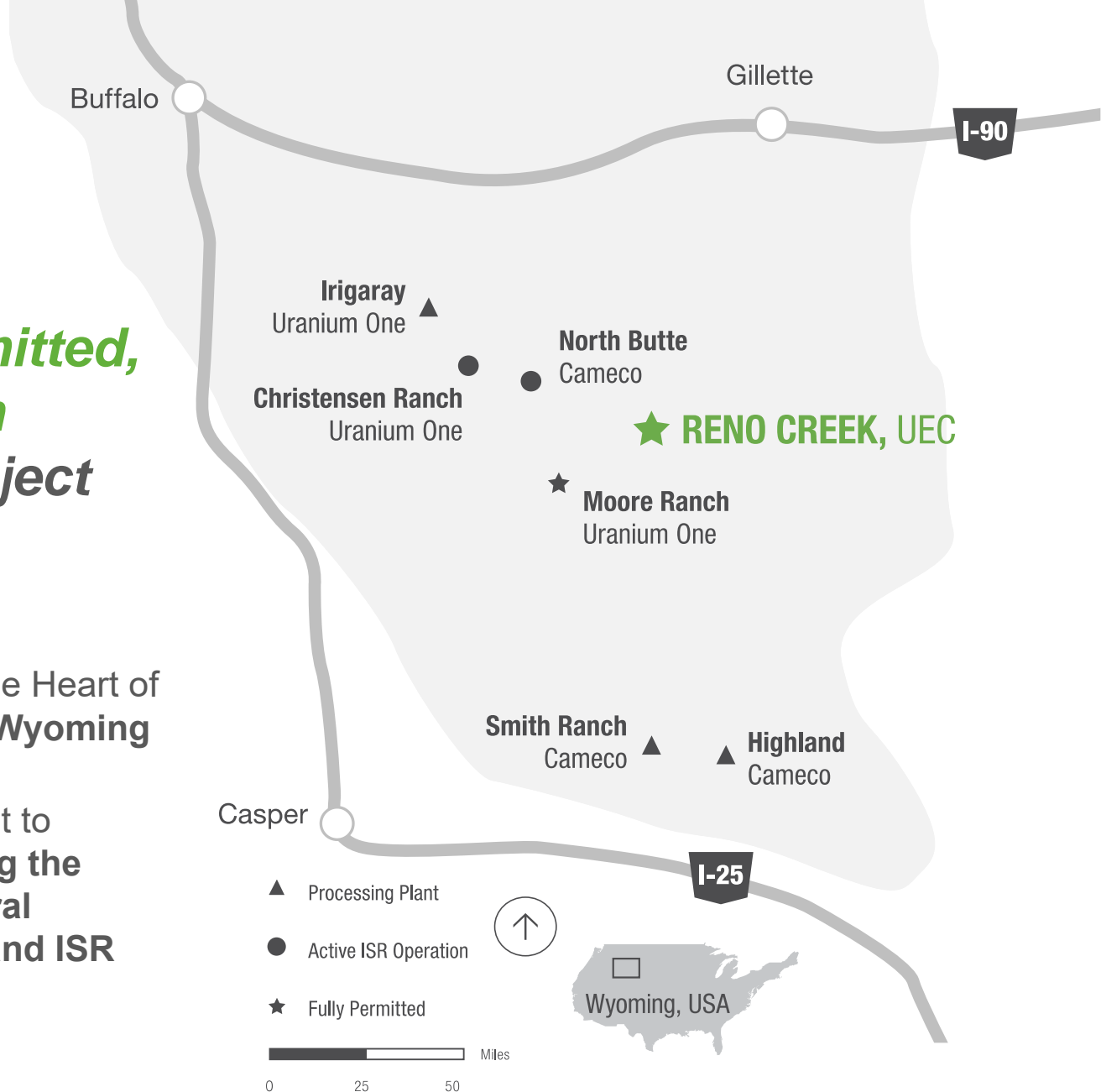
- ✓ Plan to complete all exterior and interior wells, including installation of ~45 additional monitor wells
- ✓ Permitting activities to include sampling and pumping tests in anticipation of commencing production activities

# Reno Creek ISR Project

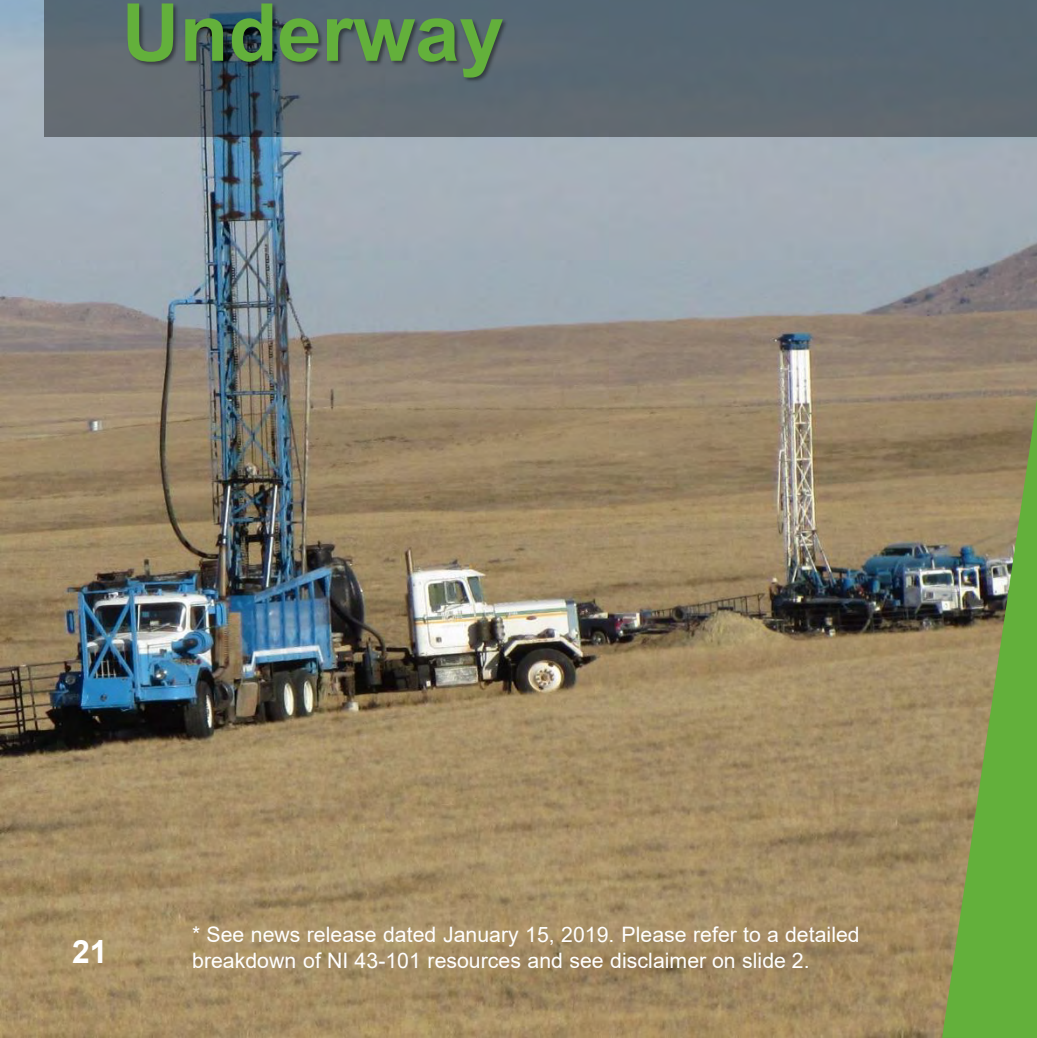
*The largest permitted,  
pre-construction  
ISR uranium project  
in the U.S.*

Strategic Location within the Heart of  
the **Powder River Basin, Wyoming**

Received a modified Permit to  
Construct in 2019, **allowing the  
construction of the Central  
Processing Plant (CPP) and ISR  
wellfields**



# Reno Creek ISR Project Pre-Feasibility Study Underway



**M&I Resource 26M lbs.**  
of U<sub>3</sub>O<sub>8</sub> grading 0.041%  
within 32Mt\*

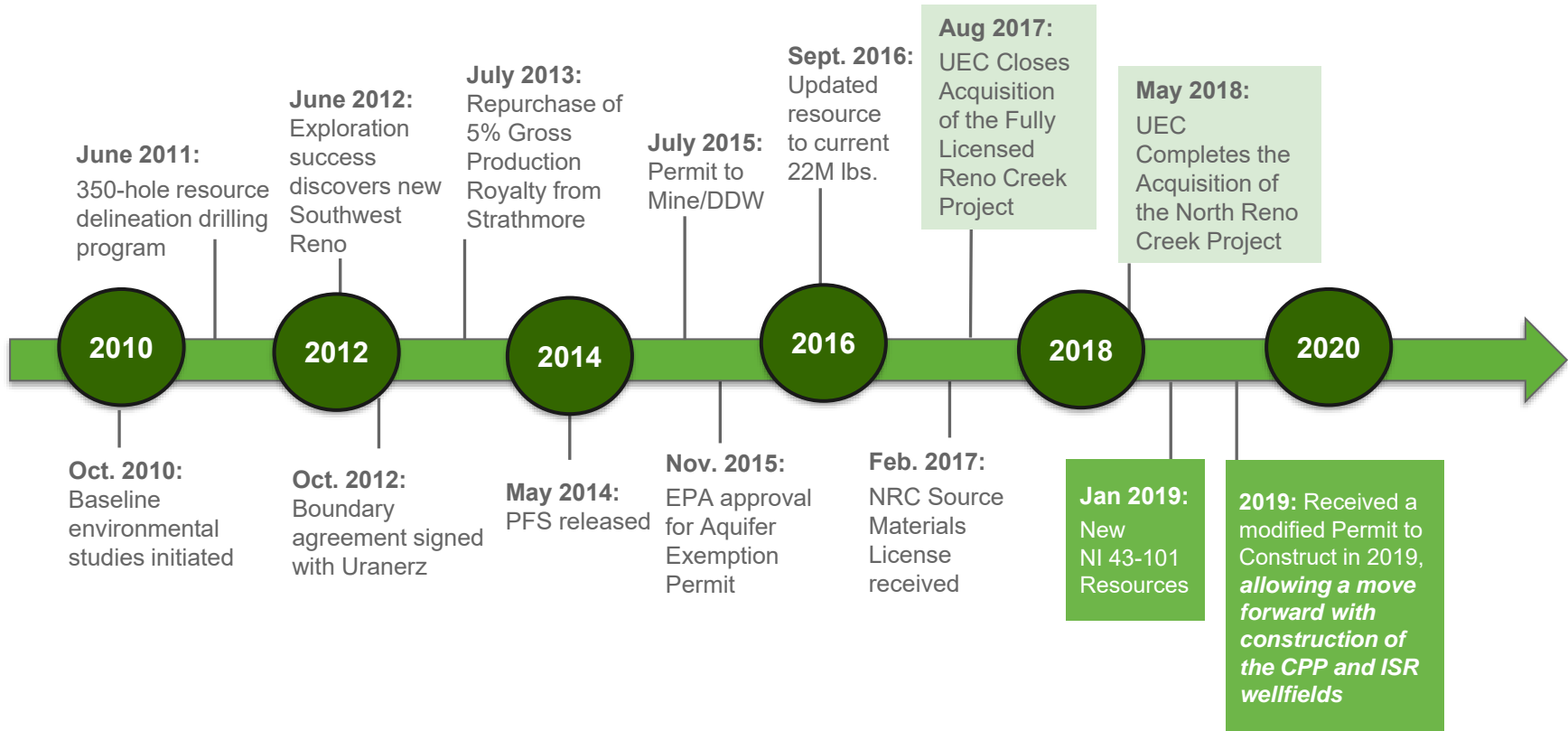
**Inferred Resource 1.49M lbs.**  
of U<sub>3</sub>O<sub>8</sub> grading 0.039%  
within 1.92Mt\*

First time since 1980 that the  
major mineralized trends have  
been consolidated

Considerable ISR exploration  
and expansion potential

Production permits in place

# Reno Creek: Project Timeline



\* See news release dated January 15, 2019. Please refer to a detailed breakdown of NI 43-101 resources and see disclaimer on slide 2.

# Anderson Project - Arizona

## A Large U.S. Resource

### NI 43-101 compliant resource\*:

- **Indicated Resource:** 29.5Mt, 17M lbs. avg. grade of 0.029%
- **Inferred Resource:** 14.3Mt, 12M lbs. with avg. grade of 0.046%

## 9,852 Acres

Project located ~75 miles northwest of Phoenix, AZ

## History

Between 1955-1958 with ~\$40M spent by previous operators, including Urangesellschaft

## Extensive Work

Feasibility studies, milling studies, and hydrological reports previously completed by third parties

\*NI 43-101 Technical Report completed and available on SEDAR and see disclaimer on slide 2



# Slick Rock Project - Colorado

<b>Technical Report</b>	<b>NI 43-101 Compliant Resource*:</b> <ul style="list-style-type: none"><li>▪ <b>Inferred Resource:</b> 2.5Mt, 11.6M lbs. avg. grade of 0.228%</li><li>▪ <b>Inferred Resource:</b> 2.5Mt, 69.6M lbs. vanadium with avg. grade of 1.37%</li></ul>
<b>Low CAPEX</b>	<ul style="list-style-type: none"><li>▪ \$21M initial CAPEX with an annual production of 438,000 pounds U3O8 + vanadium inferred</li></ul>
<b>Vanadium Resource</b>	<ul style="list-style-type: none"><li>▪ Resource of 2.549Mt grading 1.37% V2O5 and containing 69.6M lbs.</li></ul>
<b>Nearby Infrastructure</b>	Projected sale of mined product to the White Mesa mill in nearby Blanding, UT



*\*NI 43-101 Technical Report completed and available on SEDAR and see the Company's disclaimer*



# ISR District Opportunity in Paraguay

Similar geology as South Texas and leveraging ~\$50M of historic exploration work by Anschutz and Cameco, including new work completed by UEC.

Project	Historic Operator	Stage	Resource (M lbs)
Yuty	Cue Resources / Cameco	Exploration / Development	8.9M lbs. in 7.8Mt grading 0.052% U3O8 M&I and 2.2M lbs. in 2.1Mt grading 0.047% U3O8 Inferred*

Project	Historic Operator	Stage	Exploration Target (M lbs)
Oviedo	Anschutz Corp	Exploration	23 - 56M lbs. in 28.9 - 53.8Mt grading 0.04% to 0.052% U3O8*



\*NI 43-101 Technical Report completed and available on SEDAR and see Company's disclaimer

# Alto Paraná Titanium Project

## Project Overview

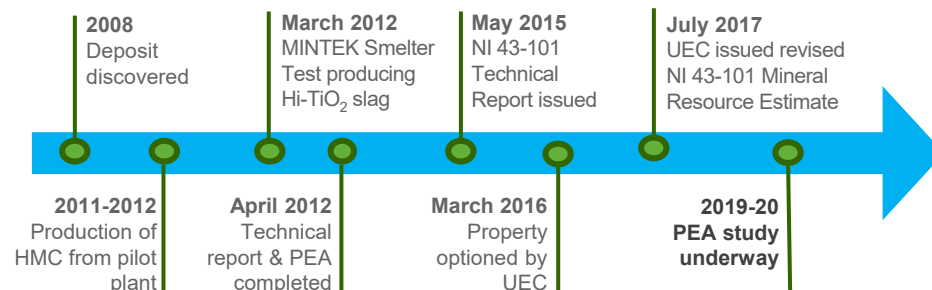
- One of the highest-grade and largest-known Ferro-Titanium deposits in the world
- NI 43-101 compliant resource with a mineral exploration claim of 70,498 hectares
- The PEA's first phase was completed in early 2020 with conclusion of a 49-hole drilling & sampling campaign**
- Follow-up activities include laboratory analyses and new resource estimation



Cut-Off %	% TiO <sub>2</sub>	% Fe <sub>2</sub> O <sub>3</sub>	% Ilmenite calc	Tonnes Billions	Thickness (m)
6.0	7.41	23.58	13.95	4.94	6.61



## Project History



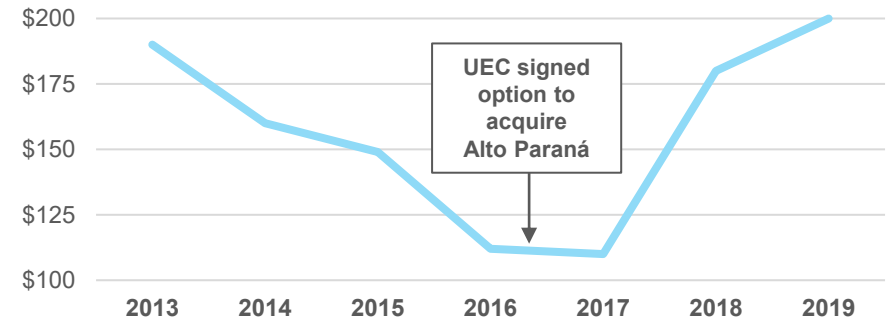
\*NI 43-101 Technical Report completed and available on SEDAR and see disclaimer on slide 2

# Titanium Feedstock Market – TiO<sub>2</sub> prices hitting 3-year highs

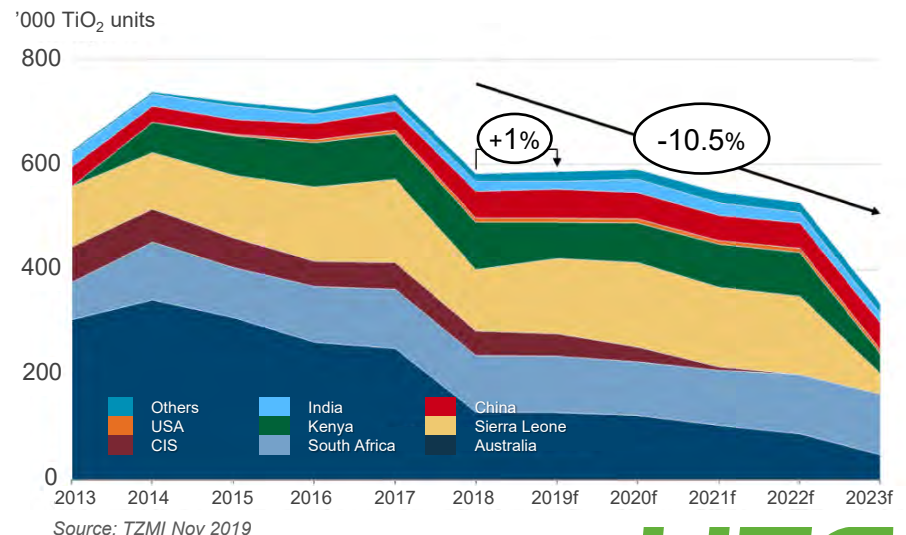
- 90% of TiO<sub>2</sub> feedstocks (ilmenite) used for pigment manufacturing
- Strong price recovery for ilmenite since 2017, with positive outlook, driven by:
  - Strong pigment demand & balanced inventory levels
  - Environmental and yield advantages of high-grade feedstock
  - High-grade feedstock supply deficit

**Good fit for Alto Parana – capable of producing high-grade TiO<sub>2</sub> feedstock for both sulfate or chloride slag production**

**Price of TiO<sub>2</sub> Feedstock - ilmenite (USD per tonne)**



**Significant Supply Deficit – High Grade TiO<sub>2</sub> Feedstocks**



Source: TZMI Nov 2019



# Investment Summary

- Strong balance sheet with ~\$123 million in cash, equity and physical holdings upon closing of recent offering
- Fully permitted and state of the art infrastructure advantage with Hobson Processing Plant
- Pipeline of fully licensed, low-cost ISR projects – potential production profile of 4M lbs./year in Texas and Wyoming
- Physical uranium initiative includes 2.3M lbs. of U.S. warehoused uranium
- Advancing production-readiness at Reno Creek and Burke Hollow ISR projects
- Only U.S. mined uranium can supply the Department of Energy \$1.5B Uranium Reserve - \$75M in FY2021 Appropriations



# Nuclear Energy

*Clean, Safe, Reliable  
& Economic*

Perfect Compliment to  
Renewable Wind and Solar

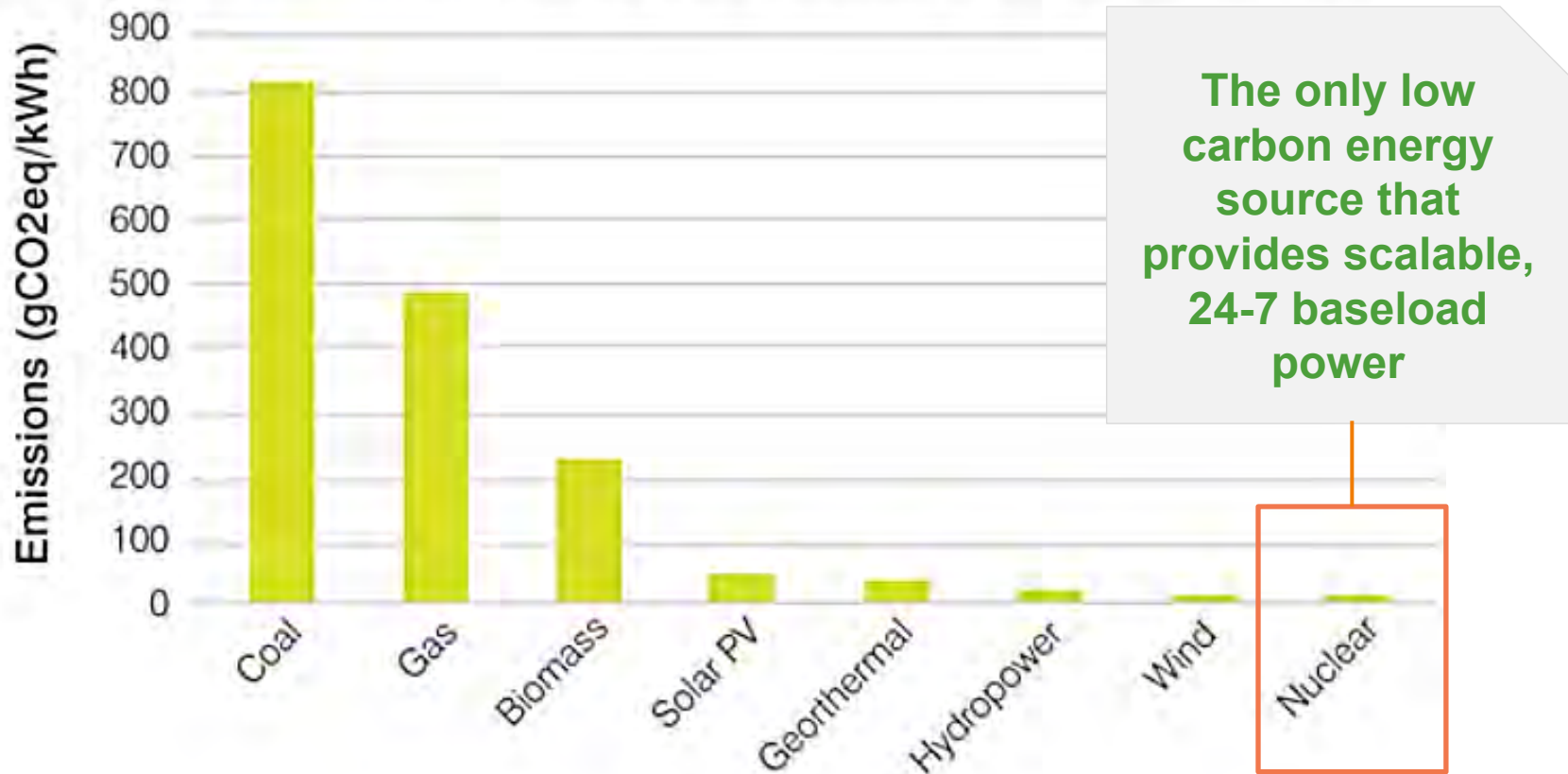
Saves Lives and Improves  
Quality of Life



# Nuclear Power = Carbon Free - Clean Energy

## 55% of America's Clean Energy

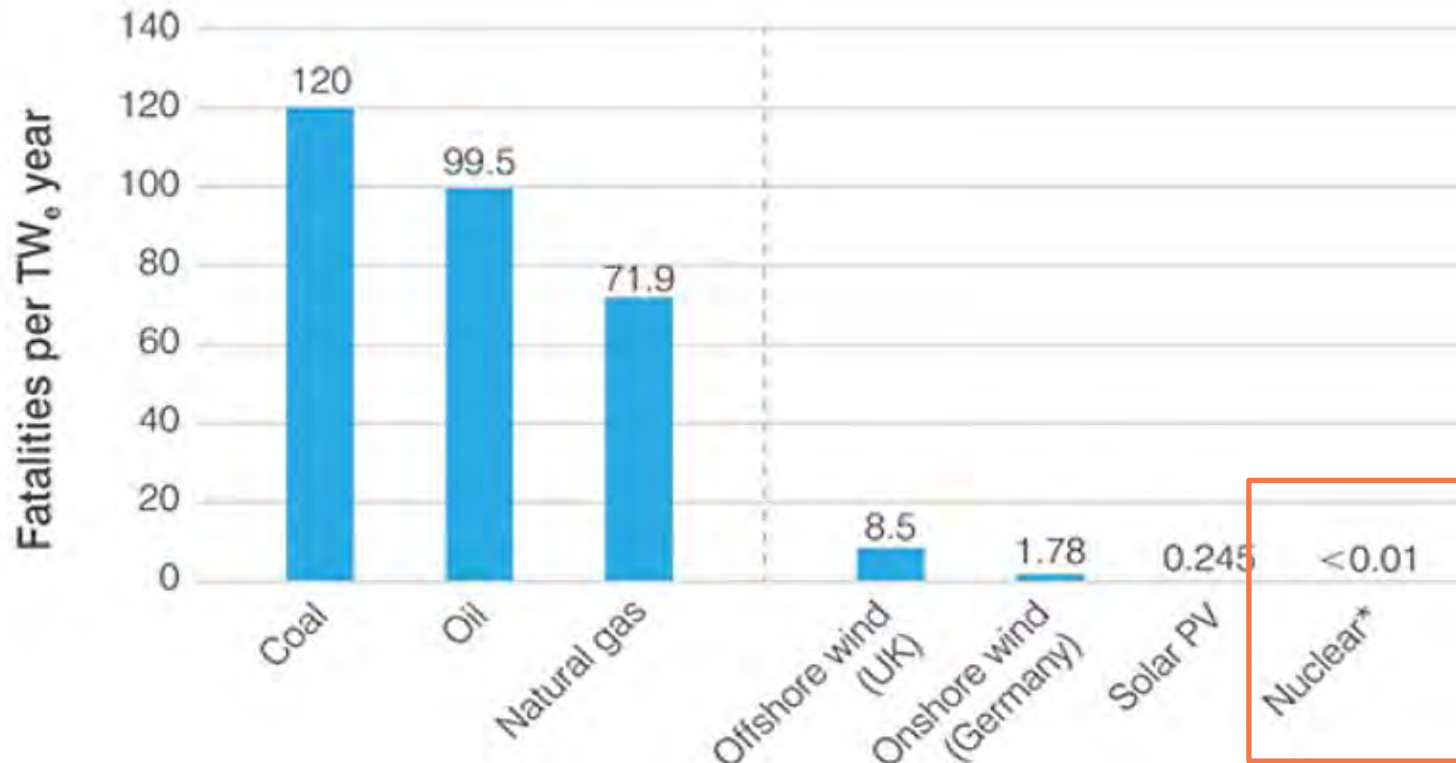
Life-cycle carbon emissions from selected electricity supply technologies



Source: World Nuclear Association – Harmony Program  
<https://world-nuclear.org/our-association/what-we-do/the-harmony-programme.aspx>

# Nuclear Power = Safest Form of Electricity Generation

Nuclear has the lowest energy accident fatalities for OECD countries

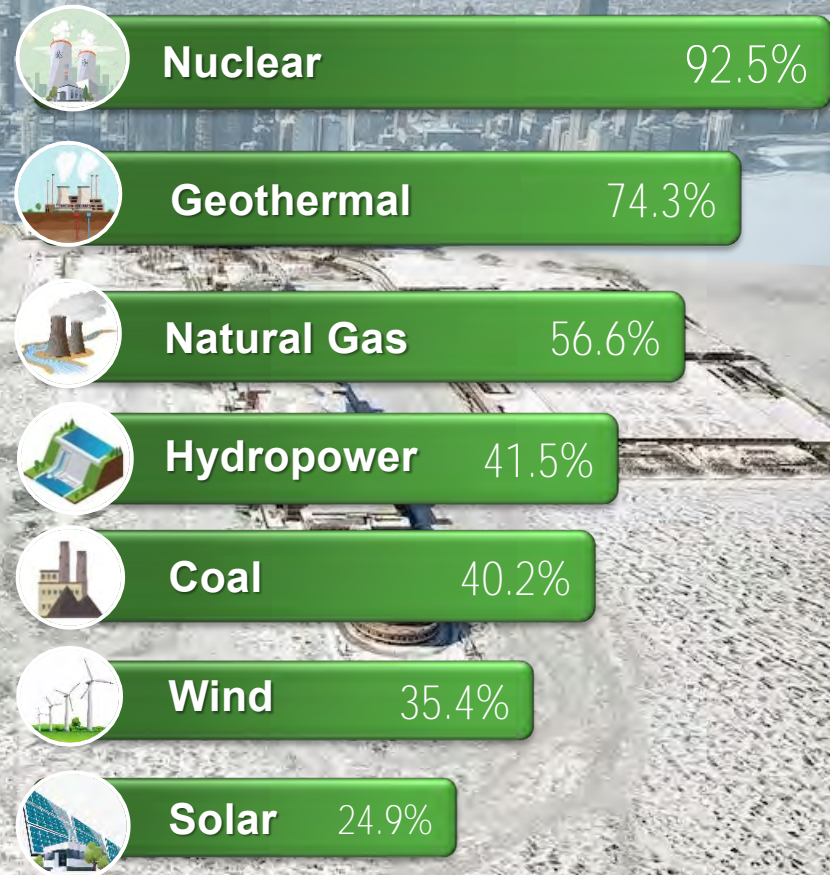


TradeTech

Source: World Nuclear Association – Harmony Program  
<https://world-nuclear.org/our-association/what-we-do/the-harmony-programme.aspx>

# 2021 Polar Vortex – Nuclear Reliability at 95%

## Capacity Factor by Energy Source in 2020



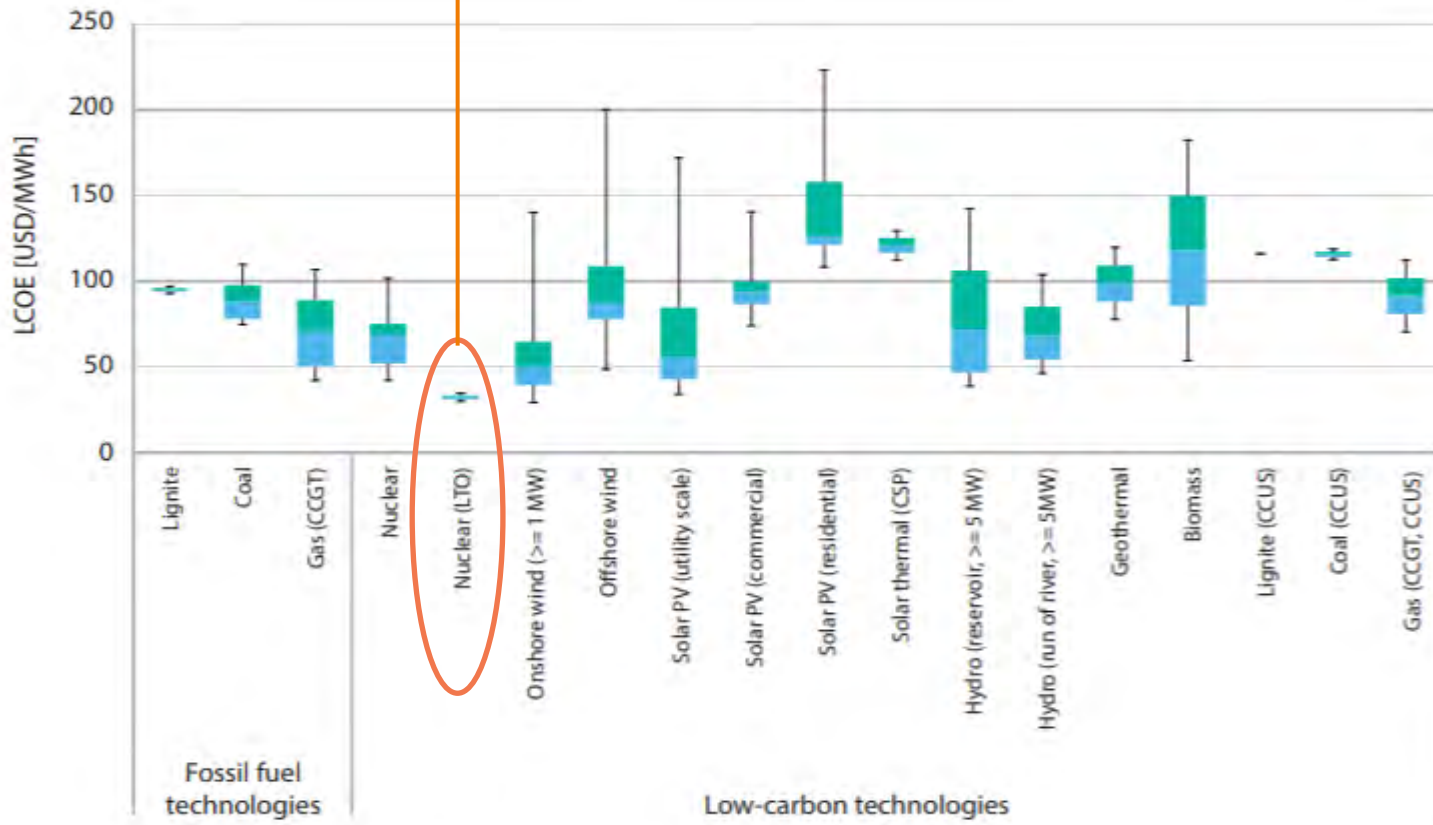
Source: U.S. Energy Information Administration





# Nuclear Power = Lowest Levelized Cost of Electricity For Extended Life Plants vs any Other Source

Most nuclear plants in the U.S. have or will extend their operational lives by at least 20 - 40 years



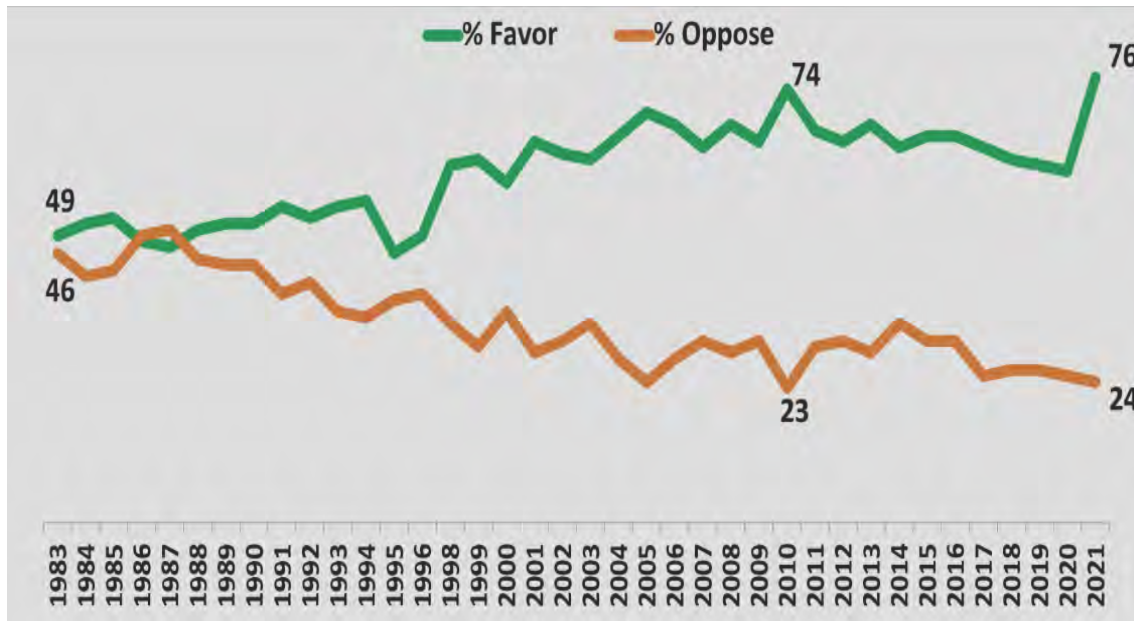
TradeTech

Projected Costs of Generating Electricity, 2020 Edition, International Energy Agency and Nuclear Energy Agency

# Support for Nuclear Energy is Strong and Increasing

## Favorability to Nuclear Energy 1983-2021

*Overall, do you strongly favor, somewhat favor, somewhat oppose the use of nuclear energy as one of the ways to provide electricity in the United States?*



## ECONOMIC BENEFITS



SAVES CONSUMERS  
AN AVERAGE OF  
**6 PERCENT**  
ON ELECTRICITY BILLS



Source: NuclearNewswire – ANS; [Nuclearmatters.com/jobs](https://www.ans.org/news/article-2974/support-for-nuclear-energy-grows-with-climate-change-concerns/)  
<https://www.ans.org/news/article-2974/support-for-nuclear-energy-grows-with-climate-change-concerns/>  
URANIUM ENERGY CORP | NYSE AMERICAN: **UEC** | [URANIUMENERGY.COM](http://URANIUMENERGY.COM)



# Small Modular Reactor (SMR) An Important Emerging Market

## Small Modular Reactors (SMR's)


Scalable, factory-built, smaller footprint, flexible operations, manageable investments, cost competitive, unique applications

## Advanced Reactors

Leverages pros/cons of previous designs, takes advantage of technological and material advances, fuel cycle advances, higher efficiencies

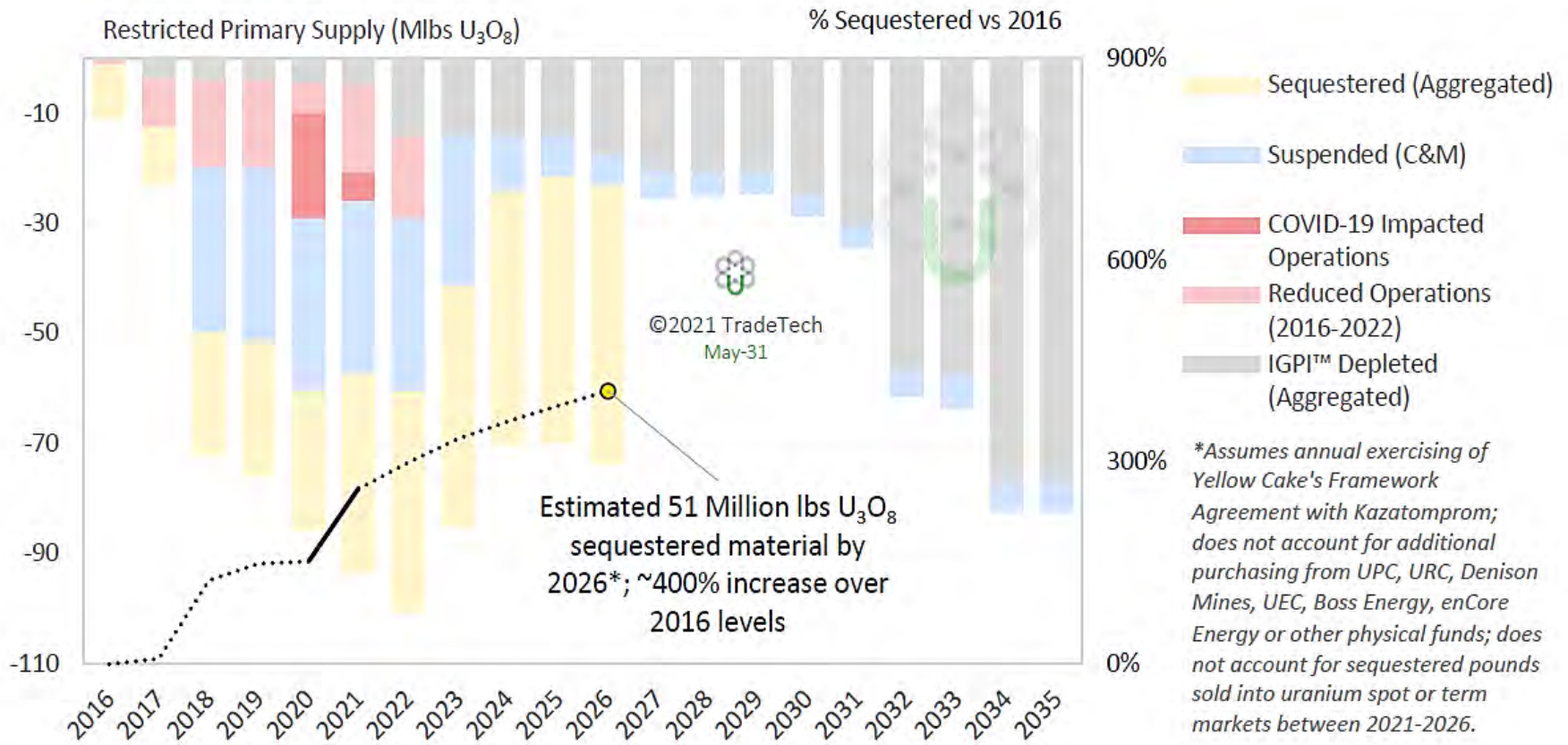
## New Applications

Hydrogen production, clean water through de-salinization, transportation, waste solutions, medicine



# Uranium Supply Removed from the Market Restricted Primary Supply 2016 – 2035

## Sequestered, Suspended, Covid, Operational & Depletion Reductions



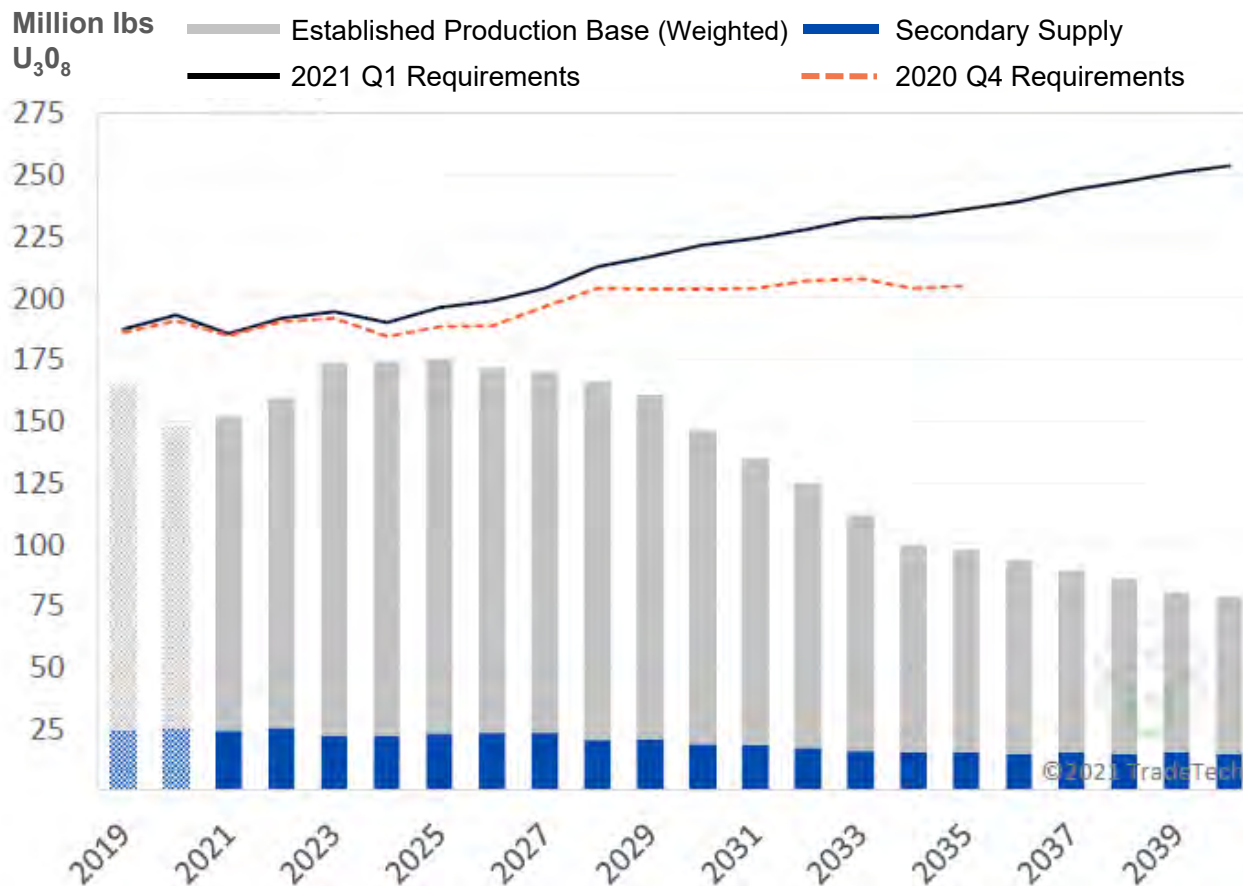
Source: TradeTech, May 31, 2021



# Global Supply & Demand

## Existing Primary Production + Secondary Market Supply

- **Inventory Overhang Drawing Down**
- **Uranium Price Too Low to Stimulate New Production**
- **Within the Permitting and Development Lead Times to Bring On New Mines**

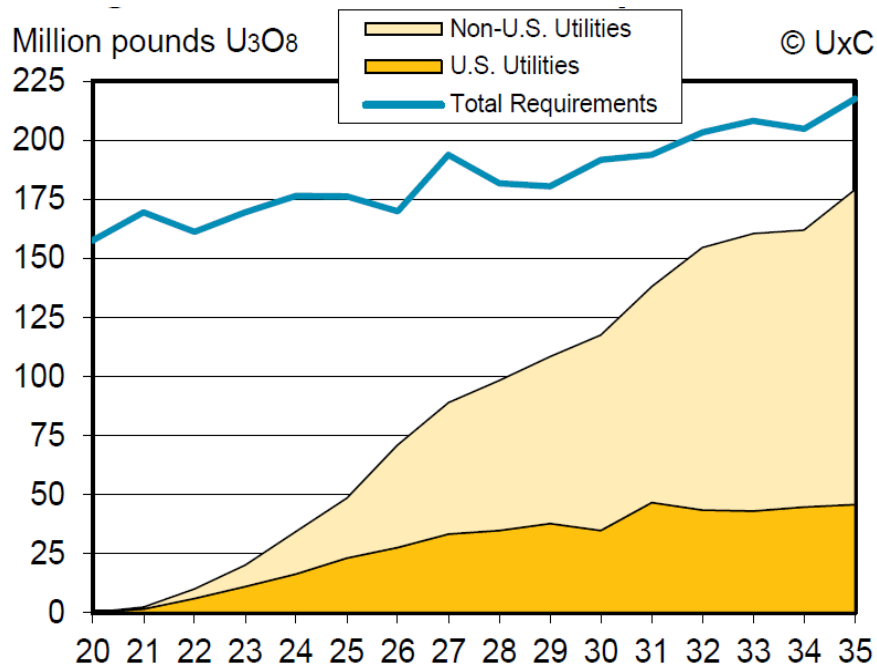


Source: TradeTech June 2021 Uranium Market Study Issue 1 – Forward Availability Model 1

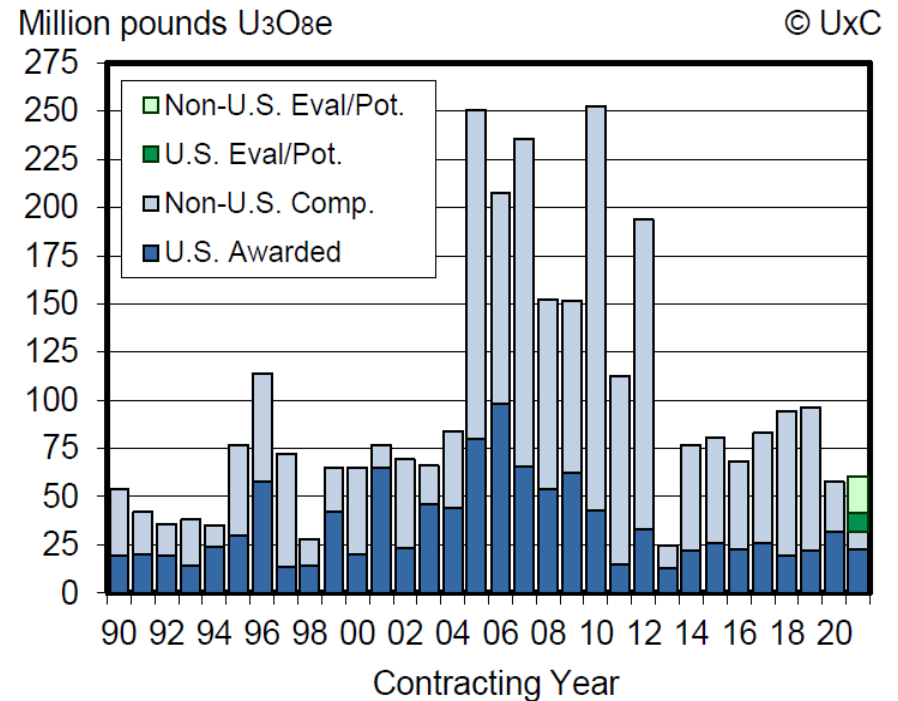
# Utility Procurement Cycle: Old Contracts Rolling Off...New Contracts Need to be Signed

**1.4 Billion Pounds of Contracting needed by 2035!**

### Utility Uncommitted Demand



### Historic Long-Term Contracting



Source: UxC Market Outlook Q2 2021

# Bottom Line - Positive Market Outlook

- ✓ **Demand Growth** – 55 reactors added to grid in past 8 years; 52 reactors under construction – nuclear generation has recovered to pre-Fukushima levels
- ✓ **Strategic Interest in Physical Inventory** – Producers, Developers, Financial buyers
- ✓ **The Department of Energy’s historic announcement to purchase 17-19M lbs. U.S. mined U3O8 starting within 2021 (\$75M in Appropriations have been approved for fiscal 2021)**
- ✓ **Strong Bipartisan Support for Nuclear Energy, Included in U.S. Energy Carbon Free Goals, Clean Energy Standard, American Jobs Plan**
- ✓ **Utility Procurement Cycle Looming** – “New” fundamentals have not been tested
- ✓ **Underinvestment and Supply Cutbacks** – significant primary supply deficit and mine depletions are increasing
- ✓ **Lead Time to Advance Large New Mines** can be 10 years or longer. Industry incentive price of \$60/lb.
- ✓ **Accelerated Market Re-Balancing** – Growing primary production shortfall exists. COVID removed about 20M pounds from 2020 production

# Combined Resource Summary<sup>(1)</sup>



Projects	Measured & Indicated			Inferred		
Hub & Spoke ISR Portfolio	Tons ('000)	Grade (% U <sub>3</sub> O <sub>8</sub> )	Lbs U <sub>3</sub> O <sub>8</sub> ('000)	Tons ('000)	Grade (% U <sub>3</sub> O <sub>8</sub> )	Lbs U <sub>3</sub> O <sub>8</sub> ('000)
<b>Texas ISR</b>						
Palangana	393	0.14	1,057	328	0.18	1,154
Burke Hollow	-	-	-	4,064	0.088	7,093
Goliad	3,790	0.05	5,475	1,547	0.05	1,501
Salvo	-	-	-	1,200	0.08	2,839
Longhorn	<i>Developmental with historical resources</i>					
<b>Texas ISR Total</b>	<b>4,183</b>	<b>0.095</b>	<b>6,532</b>	<b>7,139</b>	<b>0.10</b>	<b>12,587</b>
<b>Wyoming ISR</b>						
Reno Creek	32,000	0.041	26,000	1,920	0.039	1,490
<b>Wyoming ISR Total</b>	<b>32,000</b>	<b>0.041</b>	<b>26,000</b>	<b>1,920</b>	<b>0.045</b>	<b>1,490</b>
<b>U.S. Conventional Portfolio</b>						
Anderson, AZ	29,532	0.03*	17,000	14,295	0.04*	12,000
Workman Creek, AZ	-	-	-	3,222	0.09	5,542
Slick Rock, CO	-	-	-	2,549	0.228	11,600
Los Cutaros, AZ	<i>Developmental with historical resources</i>					
C de Baca, NM	<i>Developmental with historical resources</i>					
Dalton Pass, NM	<i>Developmental with historical resources</i>					
Long Park, CO	<i>Developmental with historical resources</i>					
<b>U.S. Conventional Total</b>	<b>29,532</b>	<b>0.03*</b>	<b>17,000</b>	<b>20,066</b>	<b>0.12</b>	<b>29,142</b>
<b>Canadian Conventional Portfolio</b>						
Diabase, SK	<i>Developmental with historical resources</i>					
<b>Paraguay ISR</b>						
Yuty	8,621	0.05*	8,914	2,353	0.05	2,226
Coronel Oviedo	<i>Developmental with historical resources</i>					
<b>Paraguay ISR Total</b>	<b>8,621</b>	<b>0.05*</b>	<b>8,914</b>	<b>2,353</b>	<b>0.05</b>	<b>2,226</b>
<b>Company Total</b>	<b>58,446</b> ('000 lbs. U <sub>3</sub> O <sub>8</sub> )			<b>45,445</b> ('000 lbs. U <sub>3</sub> O <sub>8</sub> )		

(1) Cautionary Note to US Investors. The Company is without known mineral reserves under SEC Industry Guide 7. Measured, Indicated and Inferred Resources are estimated in accordance with NI 43-101 and do not constitute SEC Industry Guide 7 compliant reserves. (\*) Weighted averages





# URANIUM ENERGY CORP

Toll Free: (866) 748-1030  
info@uraniumenergy.com  
www.uraniumenergy.com

## Corporate Office

500 North Shoreline  
Ste. 800N  
Corpus Christi, TX 78401

Tel: (361) 888-8235  
Fax: (361) 888-5041

Investor Relations:  
Bruce J. Nicholson

President and CEO:  
Amir Adnani

Executive Vice President  
Scott Melbye

**UEC: NYSE American**