



**LARGEST & DIVERSIFIED
NORTH AMERICAN
FOCUSED
URANIUM COMPANY**

Wyoming Uranium Production Restarted

Corporate Presentation – September 2024

URANIUM ENERGY CORP | NYSE AMERICAN: UEC | URANIUMENERGY.COM



Disclaimer

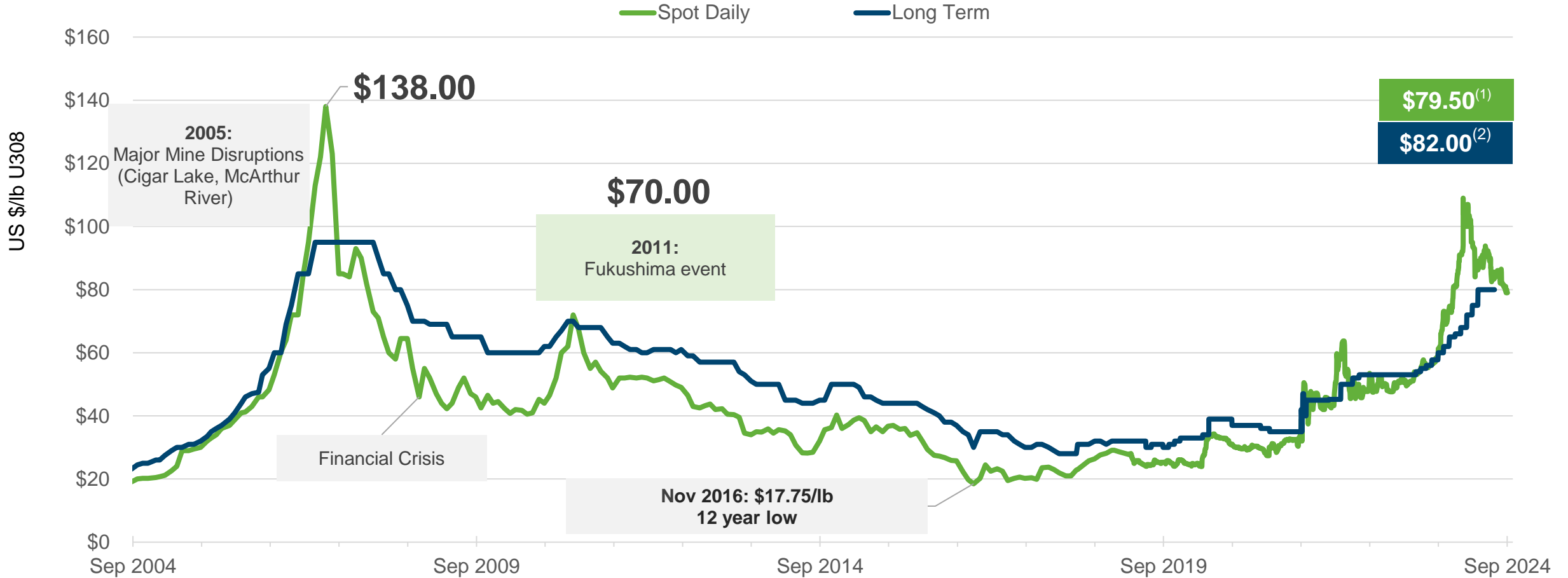
Statements contained in this presentation which are not historical facts are forward-looking statements that involve risks, uncertainties and other factors that could cause actual results to differ materially from those expressed or implied by such forward-looking statements. Factors that could cause such differences, without limiting the generality of the following, include: risks inherent in exploration activities; volatility and sensitivity to market prices for uranium; volatility and sensitivity to capital market fluctuations; the impact of exploration competition; the ability to raise funds through private or public equity financings; imprecision in resource and reserve estimates; environmental and safety risks including increased regulatory burdens; unexpected geological or hydrological conditions; a possible deterioration in political support for nuclear energy; changes in government regulations and policies, including trade laws and policies; demand for nuclear power; failure to obtain necessary permits and approvals from government authorities; weather and other natural phenomena; and other exploration, development, operating, financial market and regulatory risks. Although Uranium Energy Corp believes that the assumptions inherent in the forward-looking statements are reasonable, undue reliance should not be placed on these statements, which only apply as of the date of this release. Uranium Energy Corp. disclaims any intention or obligation to update or revise any forward-looking statement, whether as a result of new information, future event or otherwise.'

Mineral Resource Estimates: The mineral resource estimate has been prepared using industry accepted practice and conforms to the disclosure requirements of Subpart 1300 of Regulation S-K. Mineral reserve and mineral resource estimates are evaluated annually providing the opportunity to reassess the assumed conditions. Although all the technical and economic issues likely to influence the prospect of economic extraction of the resource are anticipated to be resolved under the stated assumed conditions, no assurance can be given that the estimated mineral resource will become proven or probable mineral reserves. All U.S. resources have been reviewed and approved for disclosure by Clyde L. Yancey, P.G., SME Registered Member, who is considered a Qualified Person under Subpart 1300 of Regulation S-K. All Canadian resources have been reviewed and approved for disclosure by Chris Hamel, P.Geo., who is considered a Qualified Person under Subpart 1300 of Regulation S-K.

Exploration Target: is a statement or estimate of the exploration potential of a mineral deposit in a defined geological setting where the statement or estimate, quoted as a range of tonnage and a range of grade (or quality), relates to mineralization for which there has been insufficient exploration to estimate a mineral resource.

Fundamentals Favor Significant Price Appreciation

Prices Still Well Below Previous Highs



Source: (1) TradeTech Sep 3, 2024 (2) TradeTech Aug 31, 2024

Reactor Demand Significantly Exceeds Primary Production

2024 Global⁽¹⁾

Demand expected ~ 197 M lbs.

Production expected ~ 155 M lbs.

Production gap is ~ 42 M lbs.
below requirements

Cumulative gap⁽¹⁾

In 2025 is ~69 M lbs.

By 2034 is ~373 M lbs.

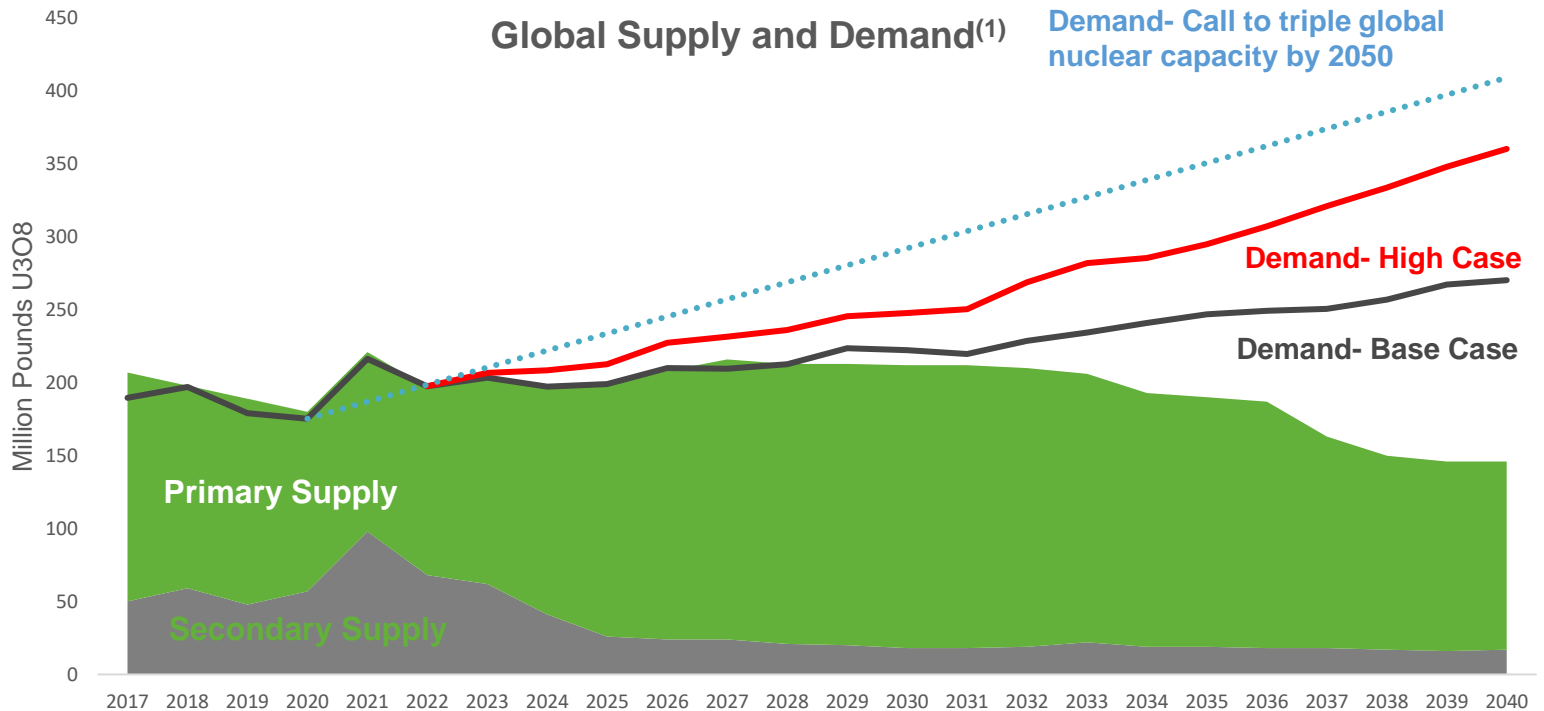
By 2040 Mid Case > 1.04 B lbs.

By 2040 High Case > 1.15 B lbs.

U.S. = Largest Consumer of Uranium

2023 U.S. Utilities Purchased >50 M lbs.⁽²⁾

Russia, Kazakhstan, & Uzbekistan Accounted for 42% of U.S. Utility Uranium Purchases in 2023




Source: (1) UxC Market Outlook Q2 2024 (2) U.S. Energy Information Administration- Uranium Marketing Annual Report- June 6, 2024

Russian Uranium Imports Ban Has been Signed Into Law- DOE Directing \$3.4B to Ramp Up Domestic Uranium Fuel Production

May 13, 2024 – President Biden signs into law the “Prohibiting Russian Uranium Imports” Act (H.R. 1042), which prohibits the importation of unirradiated, low-enriched uranium that is produced in the Russian Federation or by a Russian entity.

Key Nuclear Details Surrounding the Bill Include:

- ✓ The bill bans Russian uranium imports 90 days after enactment but allows a temporary supply waiver on a case-by-case basis until January 2028¹ if:
 - 1) *no alternative viable source of low-enriched uranium is available to sustain the continued operation of a nuclear reactor or a US nuclear energy company*
 - 2) *importation of the uranium is in the national interest, which will remain in place until the end of 2027.*
- ✓ The bill unlocks funding \$3.4 Billion in funding to ramp up domestic uranium fuel production under the “Nuclear Fuel Security Act” that Congress included in Fiscal Year 2024 “National Defense Authorization Act”²
- ✓ House Foreign Affairs Committee holding hearings to press for sanctions specifically on Russia’s Rosatom
- ✓ Russian retaliation on American exports with an embargo possible



Source: (1) Bloomberg.com, US House Approves Russian Uranium Import Ban December 11, 2023 (2) NEI March 11, 2024

UEC U.S. Production Restarted

100% Unhedged, Full Spot Market Exposure

<p>Approx \$900 Million Accretive Acquisitions⁽¹⁾</p>	<p>Fastest Growing North American Uranium Company Rosatom's U1 Americas, UEX, Rio Tinto's Roughrider Project, Rio Tinto, and physical uranium portfolio initiated at \$27/lb, with avg cost of \$39/lb</p>
<p>230.0 M lbs. M&I 102.7 M lbs. Inferred U₃O₈ Resources⁽²⁾</p>	<p>Creating the Largest Diversified North American Focused Portfolio 3x increase of total resources 4x increase of production capacity</p>
<p>8.5 M lbs. U₃O₈ U.S. Licensed Capacity/ Year⁽³⁾</p>	<p>Largest, Fully Permitted, Low-Cost ISR Projects Resource Base of Any U.S. Based Producer</p>
<p>\$303.3 Million Cash & Liquid Assets⁽¹⁾</p>	<p>Strong Balance Sheet, No Debt</p>
<p>Physical Uranium Portfolio</p>	<p>Cumulative to Apr 30, 2024: 1,166,000 lbs of Inventory on hand 1,000,000 lbs. to be purchased by UEC through Dec 2025 at avg cost of ~\$39/ lb.</p>



HOBSON PLANT – TEXAS HUB & SPOKE OPERATIONS



IRIGARAY PLANT – WYOMING HUB & SPOKE OPERATIONS

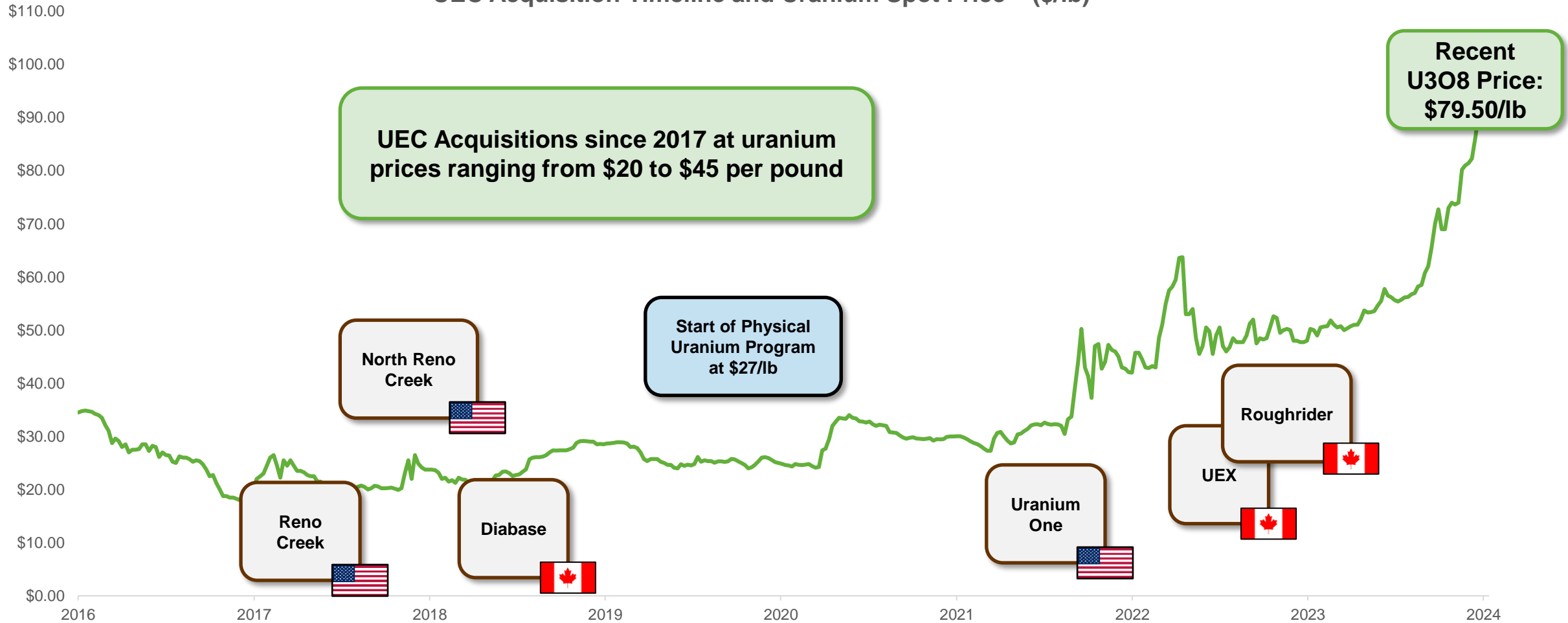


ATHABASCA BASIN , HIGH-GRADE CONVENTIONAL PORTFOLIO

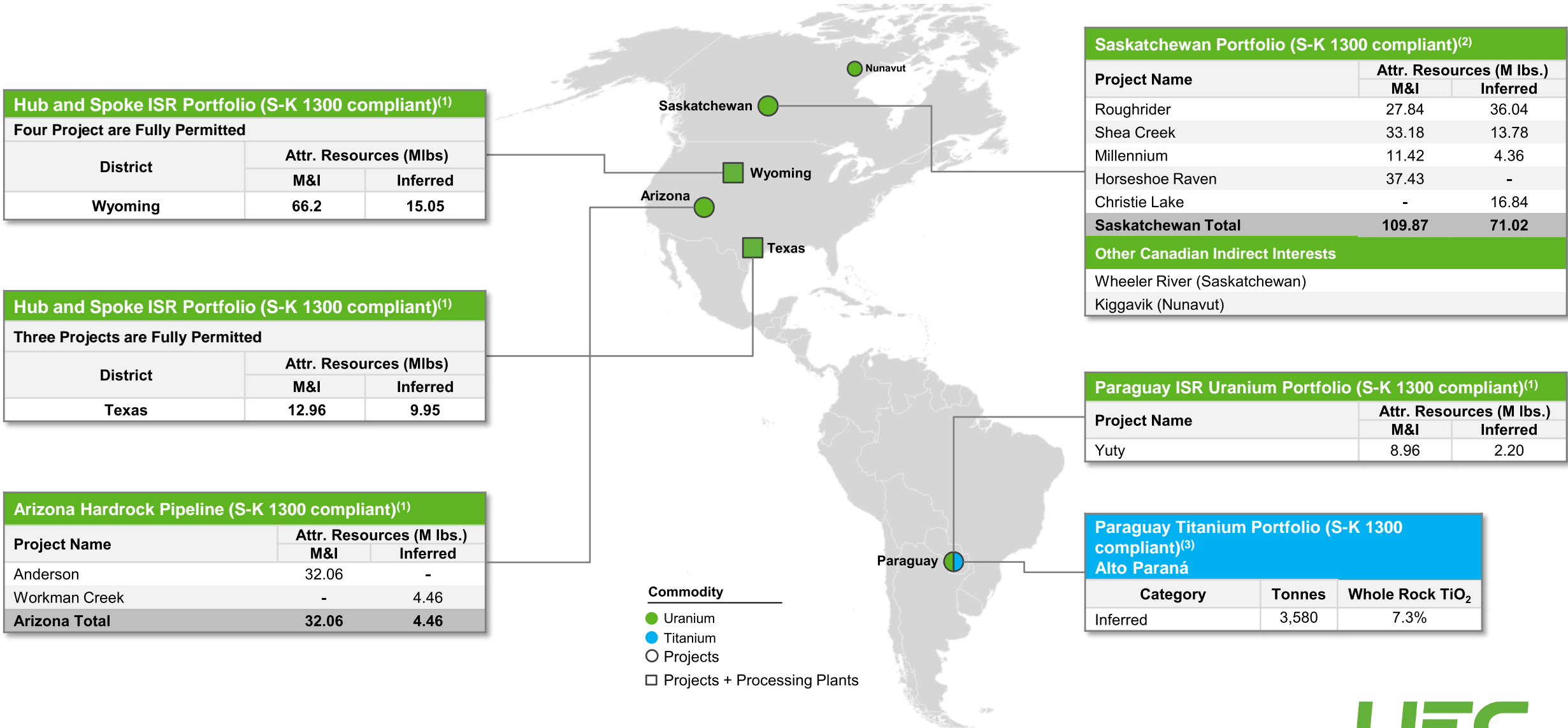
(1) UEC quarterly report for the quarter ended Apr 30, 2024 (2) Does not include the Kiggavik, Wheeler River, or West Bear project resources. Refer to the appendix for a detailed breakdown of resources reported under S-K 1300, note the Disclaimer on Slide 2, and the Company's technical reports on SEDAR+ and EDGAR (3) UEC press release dated Nov 17, 2022

Disciplined Growth Strategy – Yields New Production Acquisitions through the bottom of the Uranium Cycle

UEC Acquisition Timeline and Uranium Spot Price⁽¹⁾ (\$/lb)

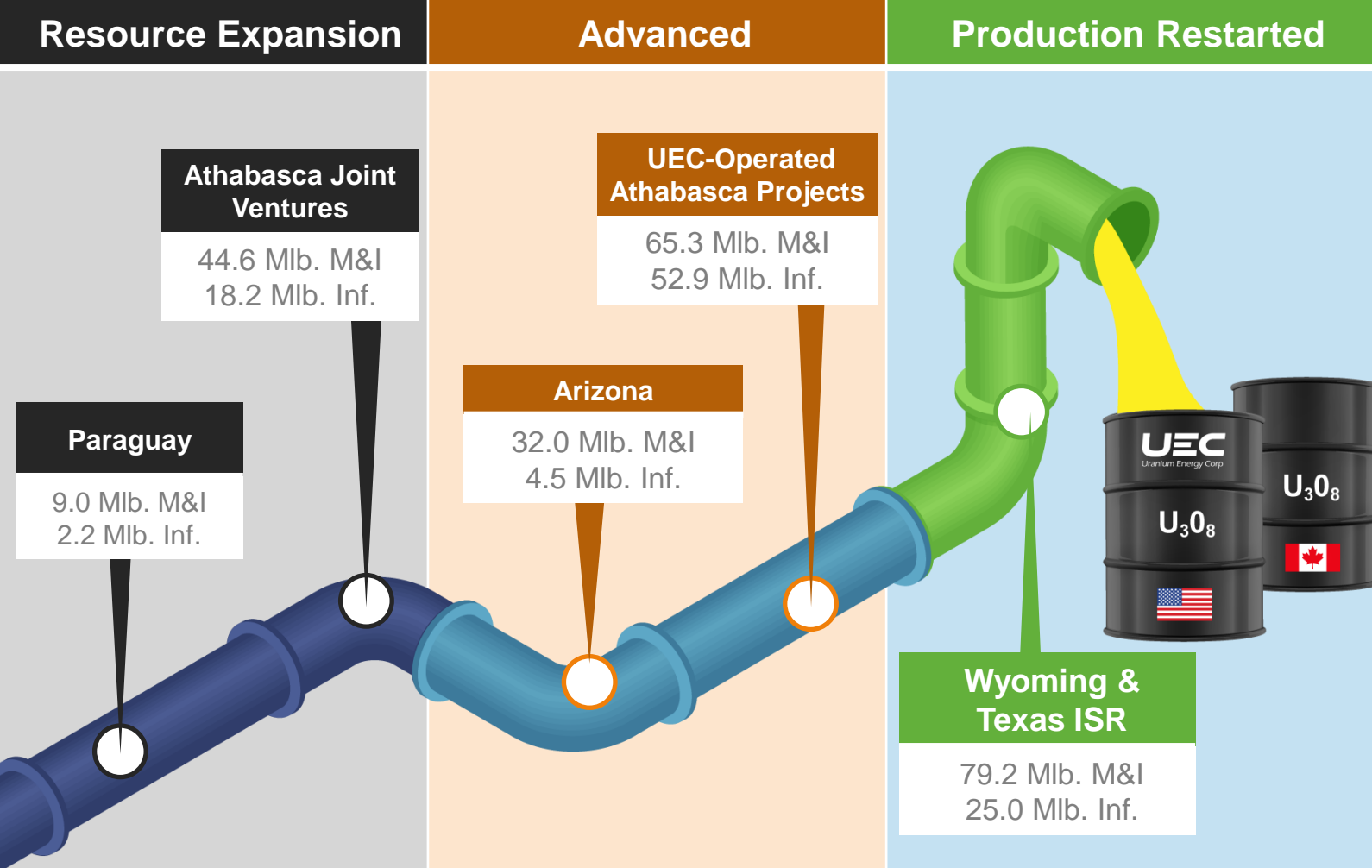


Total Resources of 230.0 M lbs. U₃O₈ as M&I and 102.7 M lbs. U₃O₈ as Inferred Largest, Diversified Resource Base in the Western Hemisphere



Creating Value by Delivering on a Production Pipeline

332.7 Million lbs. (230.0 M&I / 102.7 Inf.)⁽¹⁾



Wyoming Hub & Spoke ISR Portfolio

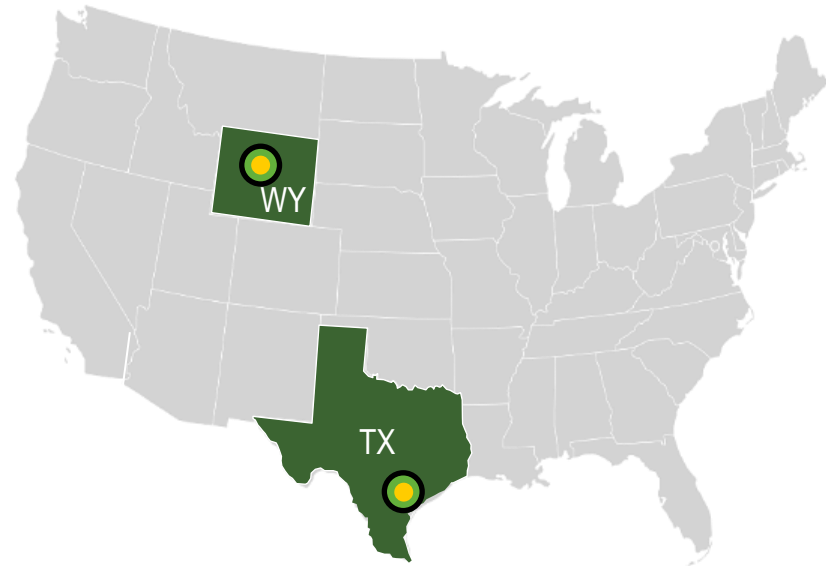


Texas Hub & Spoke ISR Portfolio

(1) Does not include the Kiggavik, Wheeler River, or West Bear project resources. Refer to the appendix for a detailed breakdown of resources reported under S-K 1300, note the Disclaimer on Slide 2, and refer to the Company's technical reports on SEDAR+ and EDGAR

Production Restarted in Wyoming, August 2024

7 Fully Permitted Projects in Texas and Wyoming



- Uranium Projects
- Processing Plants



Wyoming Hub & Spoke ISR Portfolio

Irigaray Processing Plant
 Licensed Production Capacity of 2.5 M lbs./yr
 (Plans to increase to 4 M lbs./year licensed capacity)

11 satellite projects
66.2 M lbs. M&I
15.1 M lbs. Inferred
 U₃O₈ resources

The largest S-K 1300 uranium resource summary completed and filed to date in the U.S.



Texas Hub & Spoke ISR Portfolio

Hobson Processing Plant
 Licensed Production Capacity of 4 M lbs./yr

5 satellite projects
13.0 M lbs. M&I
9.9 M lbs. Inferred
 U₃O₈ resources

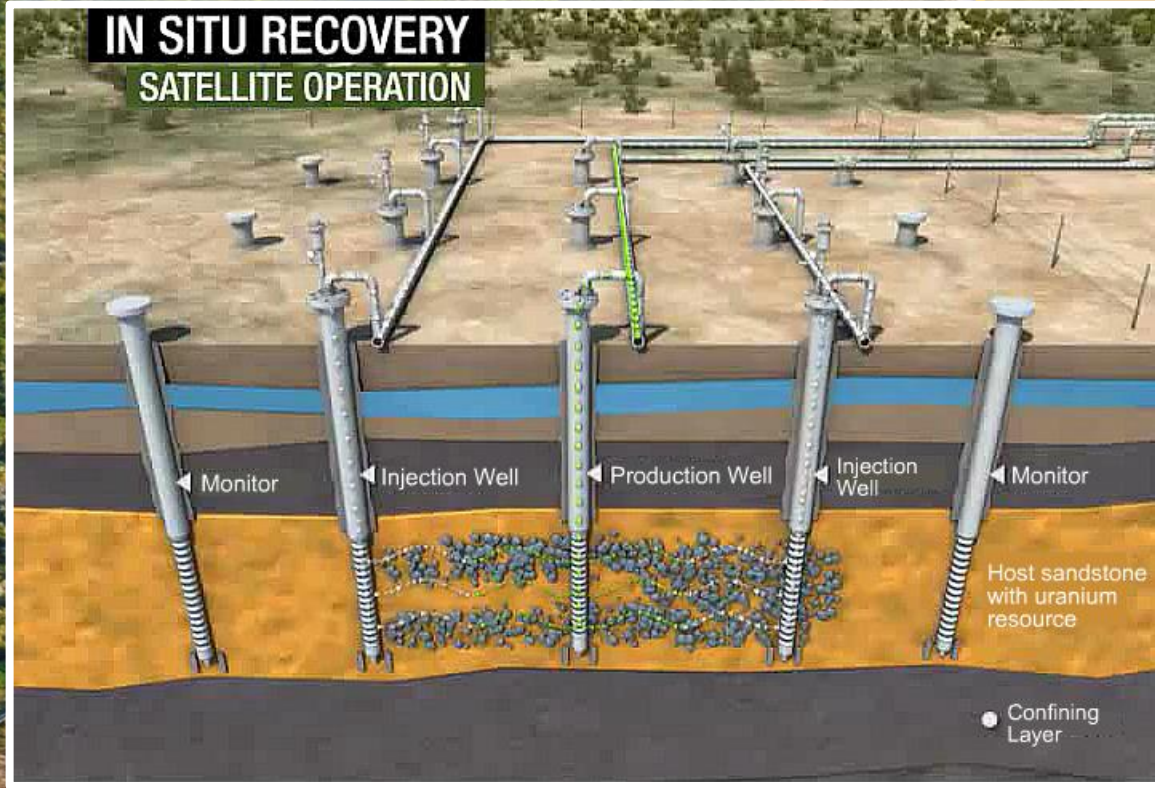
Burke Hollow ISR Project - the newest & largest ISR wellfield being developed in the U.S.

(1) Refer to the appendix for a detailed breakdown of resources reported under S-K 1300, note the Disclaimer on Slide 2, and refer to the Company's technical reports on SEDAR+ and EDGAR



In-Situ Recovery (ISR) Overview

Low Cost & Environmentally Friendly



*Watch how the
In Situ Recovery (ISR)
Technology works*

[Click Here](#)

UEC

UEC's \$112M Acquisition of Uranium One Americas is Now in Production

Transformative Acquisition ➤ Creating America's Leading Uranium Mining Company



+



uraniumone™
investing in our energy



Highly Accretive Transaction

- Doubling production capacity by total number of permitted U.S. ISR projects, resources and processing infrastructure ⁽¹⁾
- Anticipated capital expenditures savings



Positioned to lead resurgence of U.S. uranium production

- Resulting Wyoming Hub & Spoke platform forms largest S-K 1300 uranium resource reported in the U.S. ⁽²⁾
- Production re-start platform with fully permitted projects



Proven Production with Significant Past Investment

- 6 million lbs of historic ISR production
- Over \$400 million of capital deployed by U1A since 2009 on the Wyoming projects



Resource Expansion Potential

- Dominant land package
- Adds ~100,000 acres across Wyoming's prolific Power River and Great Divide Basins

⁽¹⁾ See news release dated Apr 5, 2022. ⁽²⁾ Refer to the appendix for a detailed breakdown of resources reported under S-K 1300, note the Disclaimer on Slide 2, and refer to the Company's technical reports on SEDAR+ and EDGAR



Irigaray & Christensen Ranch – Production Restarted August 2024

Licensed Capacity of 2.5 M lbs. Per Year
(Plans to increase to 4 M lbs./year licensed capacity)

15.50 M lbs. Indicated and
0.14 M lbs. Inferred U₃O₈ Resources⁽¹⁾

August 2024 restart was fully funded with cash on hand ⁽²⁾

- ✓ Initial hiring and training of additional personnel has been accomplished with a total workforce of 40 employees
- ✓ Additional hiring expected to continue into 2025 for future wellfield development and expanded production (20 additional positions)
- ✓ Christensen Ranch ISR Project is the first project (“Spoke”) to feed the Irigaray CPP Hub
- ✓ Infrastructure & production ready: 4 fully installed wellfields. Additional Wyoming “spokes” to supplement future production
- ✓ First shipment of yellowcake is anticipated to occur in November or December 2024

(1) Refer to the appendix for a detailed breakdown of resources reported under S-K 1300, note the Disclaimer on Slide 2, and refer to the Company’s technical reports on SEDAR+ and EDGAR

(2) See UEC news release dated August 13, 2024



Irigaray CPP, Wyoming



Christensen Satellite Plant Interior



Irigaray CPP Interior,
North and South Elution Circuits



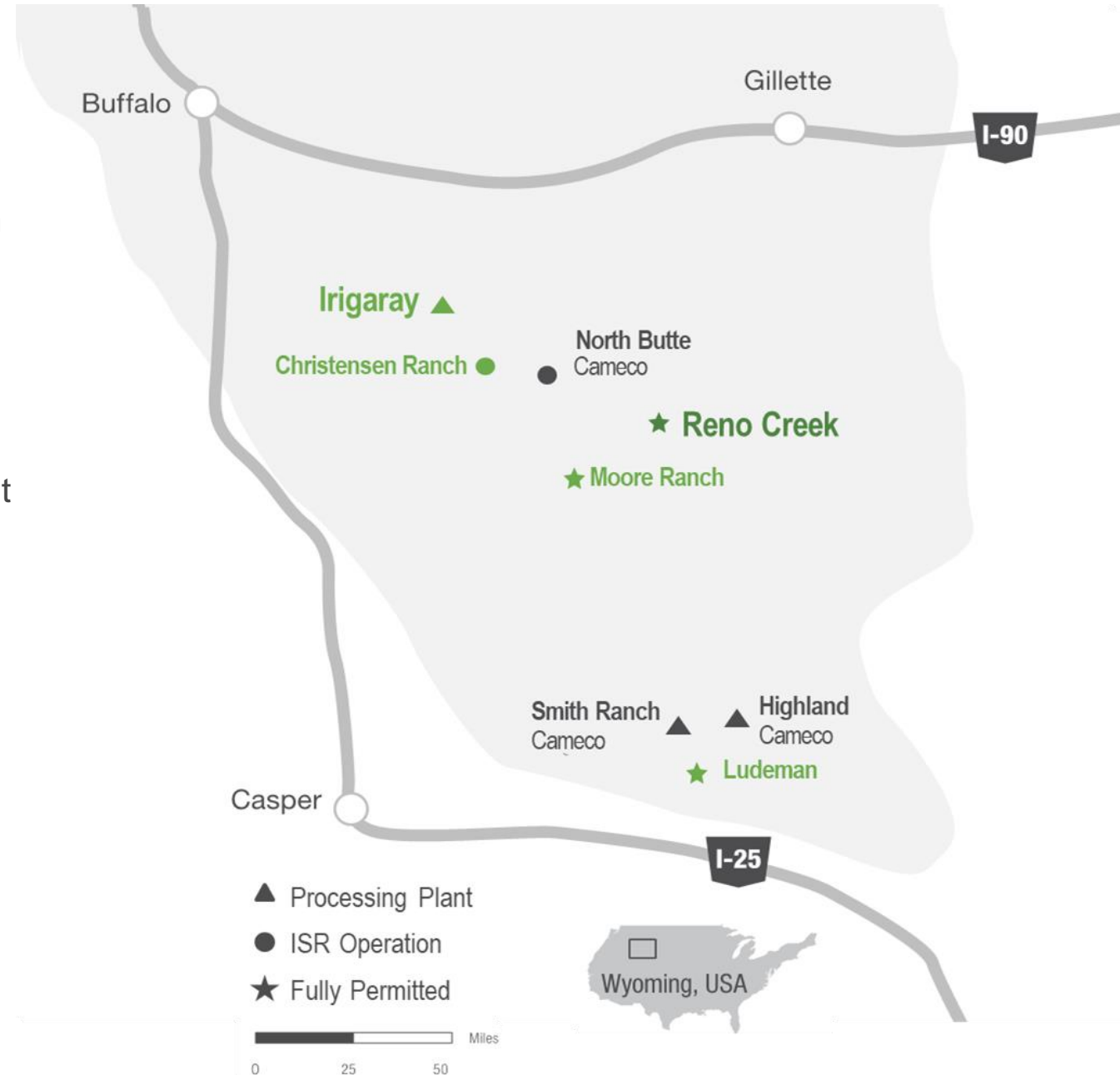
New Wellfield Testing Completed -
Christensen Ranch Mine Unit 8&10

Reno Creek ISR Project

The largest permitted, pre-construction ISR uranium project in the U.S.

26 M lbs. M&I | 1.5 M lbs. Inferred U_3O_8 ⁽¹⁾

- 50 miles by road from Irigaray Central Processing Plant
- Licensed for 2 M lbs./year
- Significant CAPEX savings expected
- Considerable ISR exploration and expansion potential
- Production permits in place



(1) Refer to the appendix for a detailed breakdown of resources reported under S-K 1300, note the Disclaimer on Slide 2, and refer to the Company's technical reports on SEDAR+ and EDGAR

Ludeman ISR Project

Permitted, Construction Ready

9.7 M lbs. M&I | 1.3 M lbs. Inferred U_3O_8 ⁽¹⁾

- Most of the project area was held by Power Resources (Cameco) until 2003, after which Energy Metals (precursor to U1A) acquired the properties
- Engineering completed for satellite plant facility, infrastructure, and evaporation ponds, with mine design completed for first mine unit
- Additional exploration upside along known uranium trends
- Satellite operation to Irigaray, 120 miles by road to the northwest



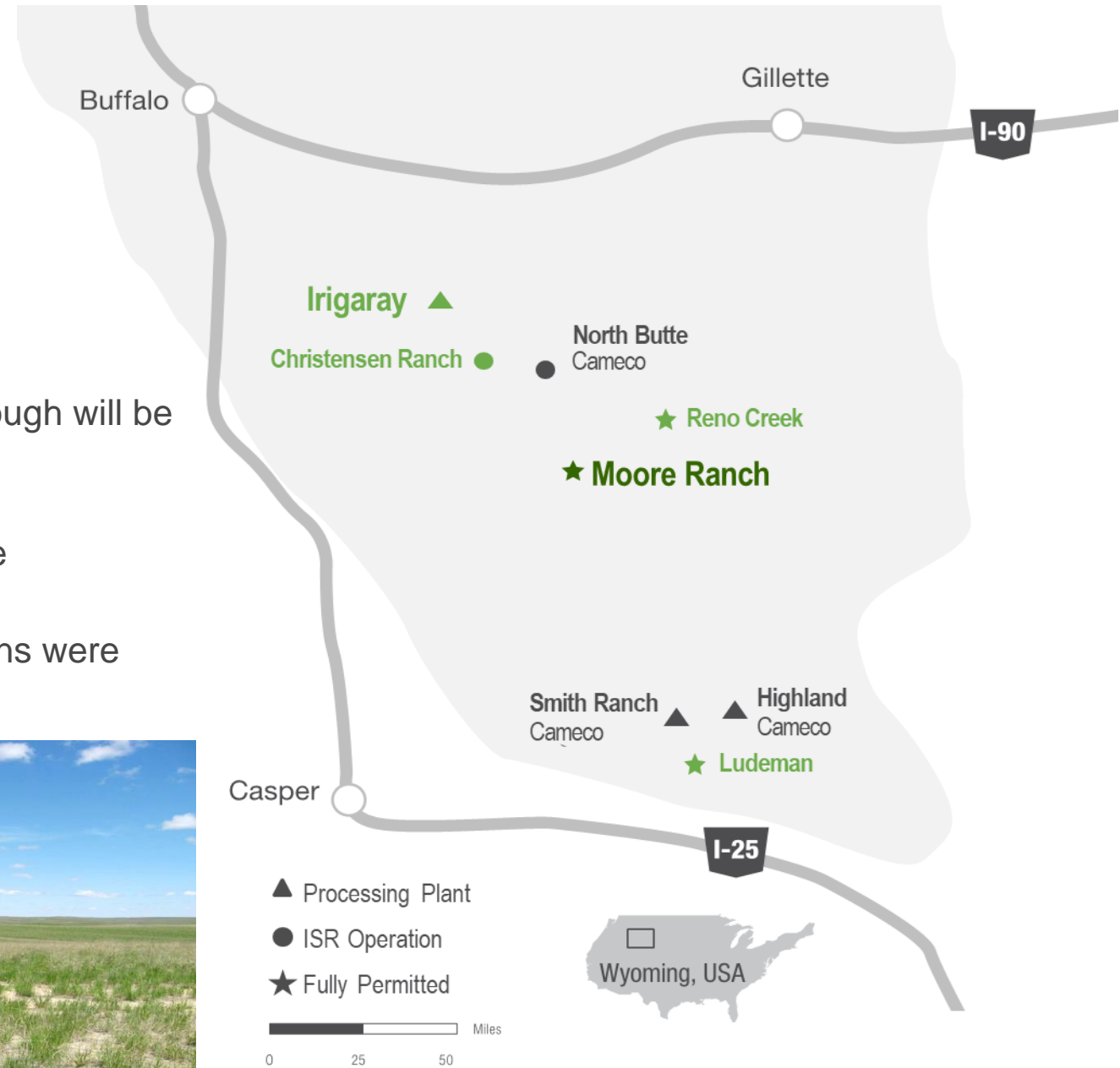
(1) Refer to the appendix for a detailed breakdown of resources reported under S-K 1300, note the Disclaimer on Slide 2, and refer to the Company's technical reports on SEDAR+ and EDGAR

Moore Ranch ISR Project

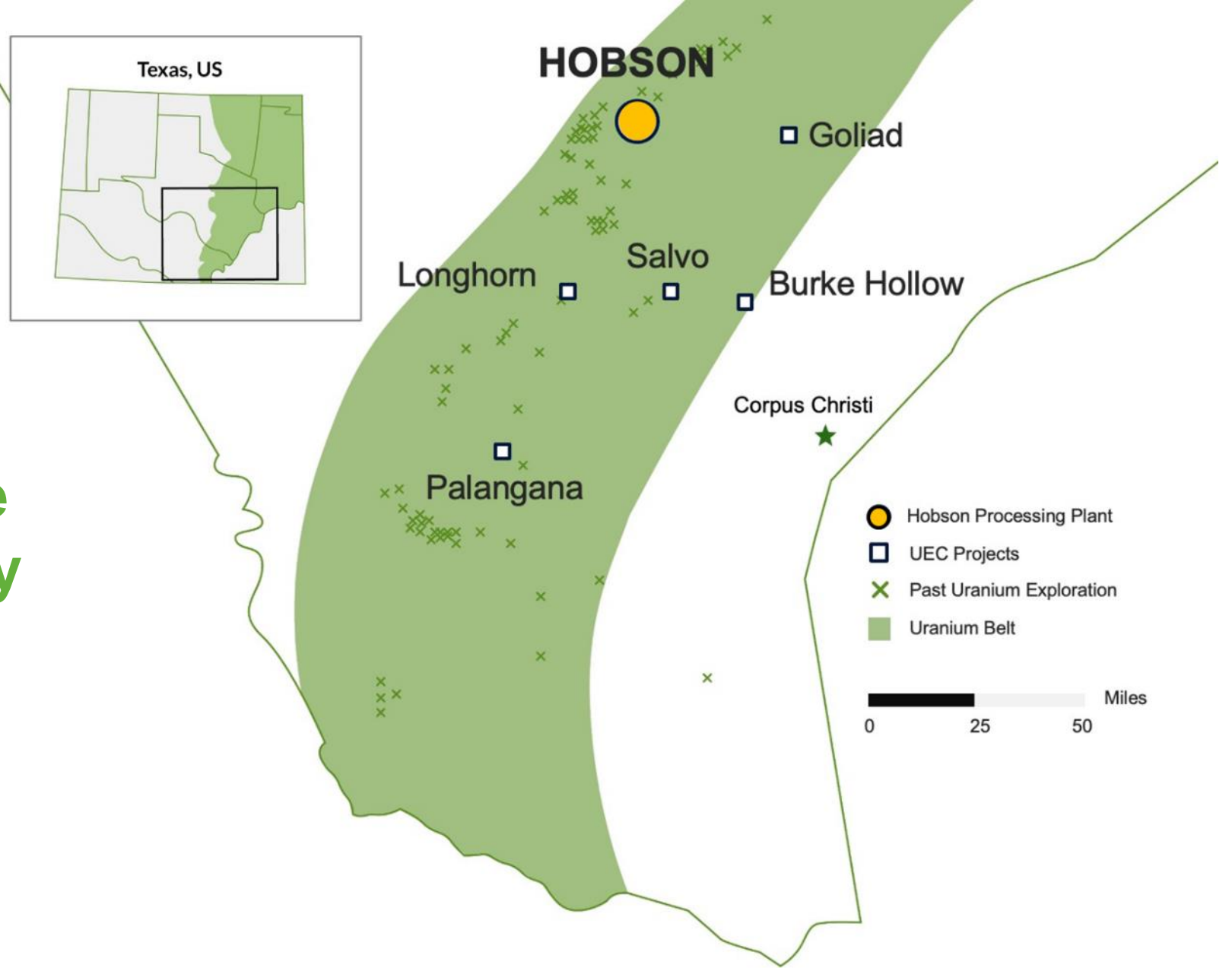
Permitted, Construction Ready

3.21 M lbs. M&I | 0.04 M lbs. Inferred $U_3O_8^{(1)}$

- Fully permitted for 3 M lbs./yr full processing plant, although will be constructed and operated as a satellite to Irigaray CPP
- Delineation drilling and wellfield pattern design complete
- Past pilot operations to determine wellfield flow conditions were successful
- Additional exploration upside along known uranium trends
- Satellite operation to Irigaray, 40 miles by road to the northwest



Texas Hub & Spoke Production Strategy





Hobson CPP is fully licensed and permitted



**4 M lbs. /year
Licensed Production
Capacity**



Burke Hollow ISR Project, South Texas

The Newest & Largest ISR Wellfield Being
Developed and Discovered in the U.S.

**June 2024: Successful delineation drilling increased
Burke Hollow's Measured and Indicated ("M&I")
resources from 2,324,000 lbs U3O8 to 6,155,000 lbs**

- ✓ Drilling at PA-3: Discovered June 27, 2023 is currently being delineated with five drilling rigs. To date, 281 exploration holes (94,030 feet) have been drilled and completed
- ✓ Drilling at PA-2: Five drilling rigs incl. the final design and installation of the PA-2 monitoring ring in progress
- ✓ 679 exploration and delineation holes (279,901 feet) have been drilled within Burke Hollow PA-2 area
- ✓ 106 monitor wells for PA-1 installed
- ✓ On-going exploration and delineation (within 17,510-acre project) to further define additional production areas
- ✓ Monitor wells baseline samplings and area pump test have been completed
- ✓ The final authorization application to begin production has been prepared and submitted, and is currently in technical review



2023 Drilling Program at Burke Hollow ISR Project, South Texas

Palangana ISR Mine

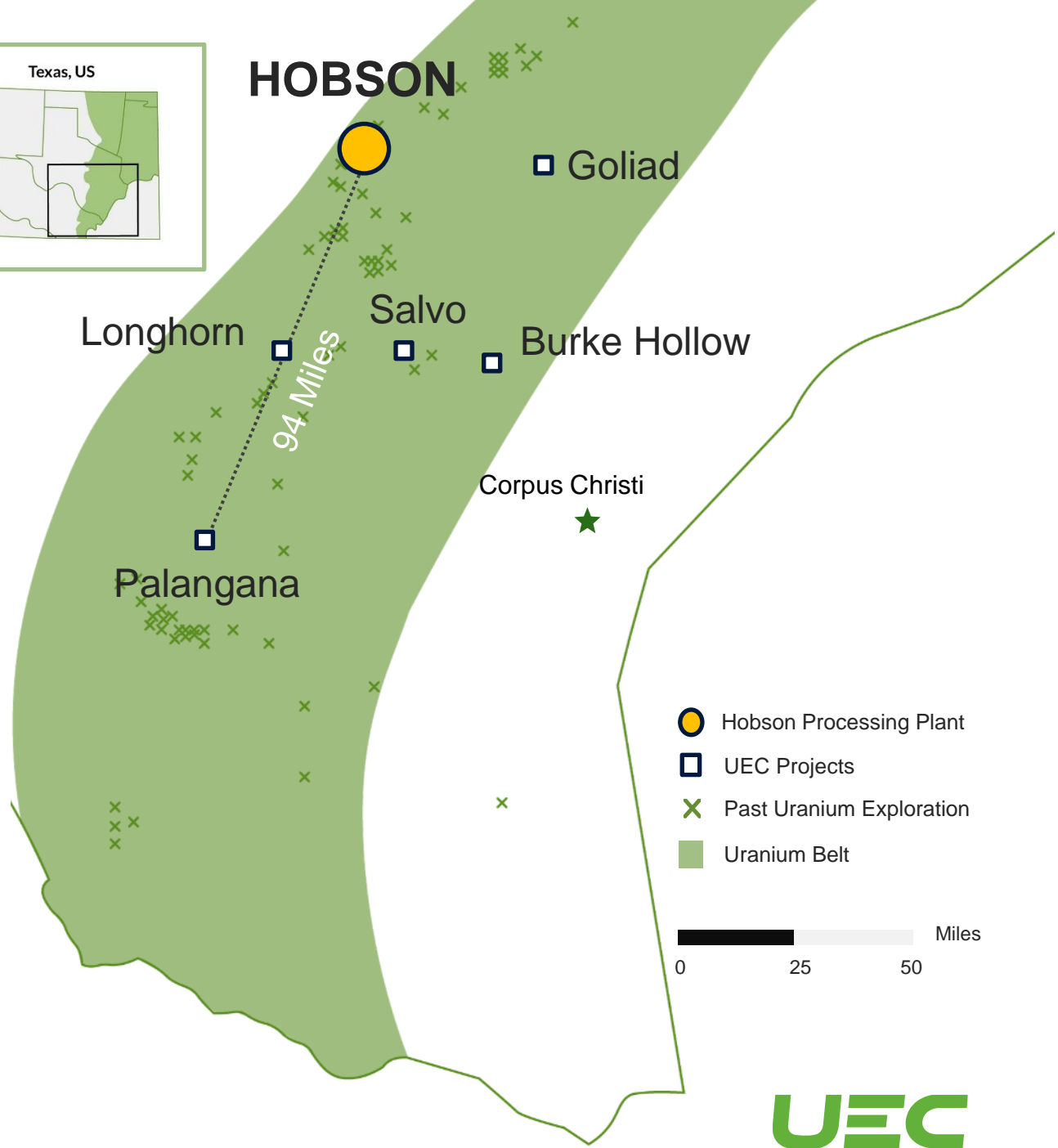
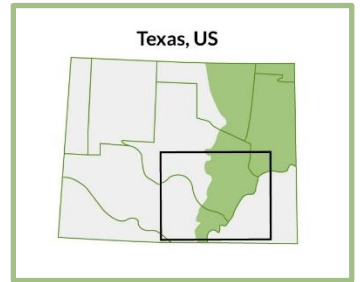
First Producing Mine

Proof of Concept

July 2023: Advancing the fully permitted, past producing Palangana project for production re-start

- ✓ Drilling commenced at Production Area-4 (PA-4)
- ✓ 30 delineation holes completed, guiding future wellfield design and installation

\$10M Initial CAPEX	6 months construction timeline
Production Ready	<ul style="list-style-type: none"> • Low cash cost of \$21.77/lb. during operation • Fully permitted incl. expanded mine permit • Received 10-year renewal permits in 2019
Similar Costs for Future Projects	<ul style="list-style-type: none"> • The major permits for production have been issued for Goliad and Burke Hollow



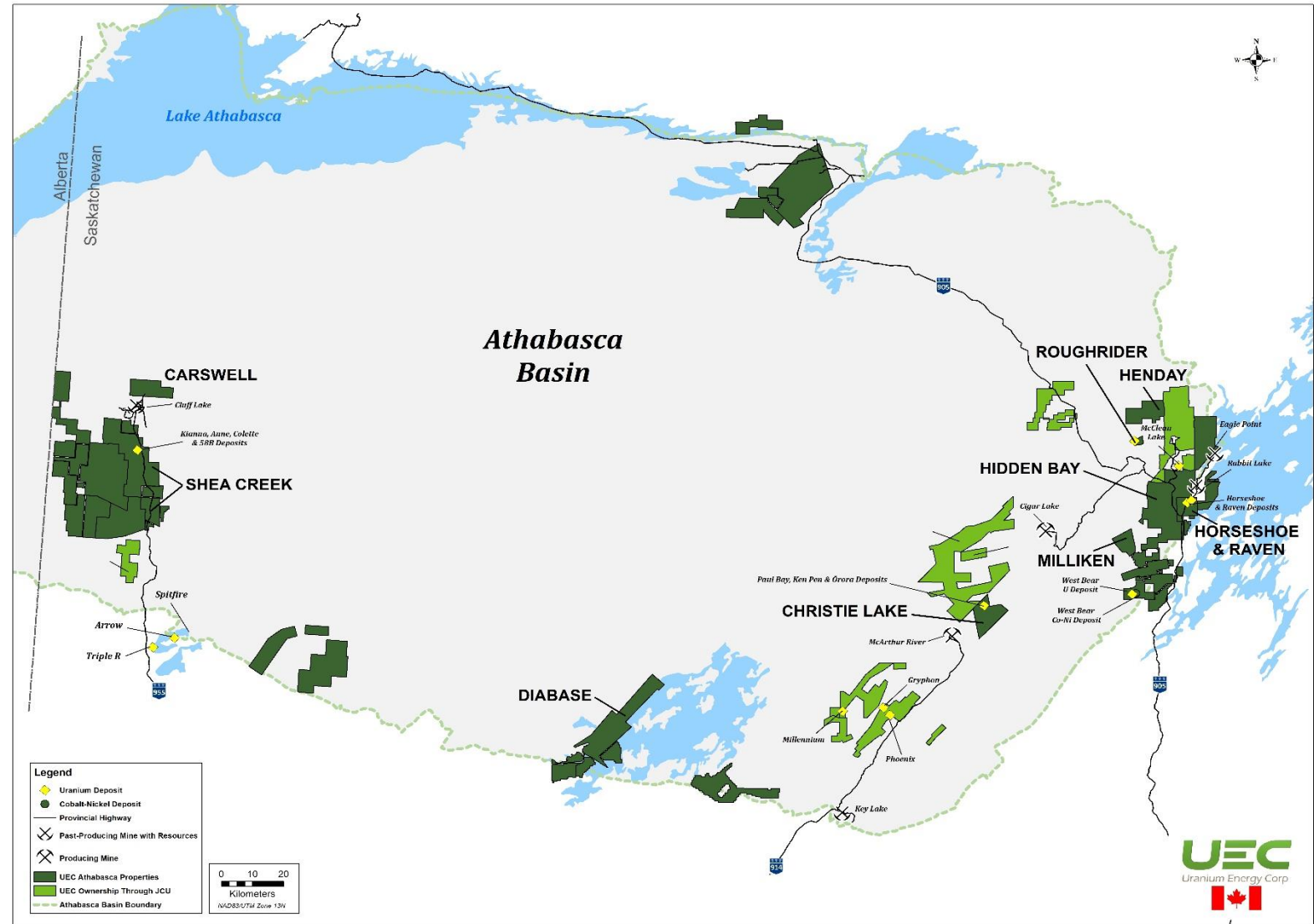
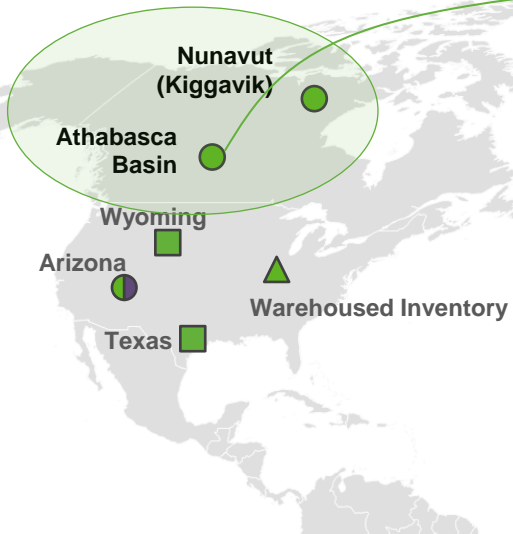
See UEC news release dated July 18, 2023

URANIUM ENERGY CORP | NYSE AMERICAN: **UEC** | **URANIUMENERGY.COM**

Scaling Up in Canada's High-Grade Athabasca Basin

After Cameco and Orano, UEC now controls the largest diversified resource base, hosted in multiple assets in Canada's Athabasca and Thelon Basins

109.9 M lbs.	Attributable M&I U₃O₈ Resources ⁽¹⁾
71.0 M lbs.	Attributable Inferred U₃O₈ Resources ⁽¹⁾
1,136,083 Acres	Land position for future growth opportunities



(1) Does not include the Kiggavik, Wheeler River, or West Bear project resources. Refer to the appendix for a detailed breakdown of resources reported under S-K 1300, note the Disclaimer on Slide 2, and refer to the Company's technical reports on SEDAR+ and EDGAR.

UEC Acquired the World-Class Development-Stage Roughrider Project from Rio Tinto

Total Consideration of \$146.2 million
 (\$82.1 M in Cash and \$64.1 M in UEC Stock)¹

- New S-K 1300 resource estimate⁽²⁾
- **27.8 M lbs. Indicated** resources grading 3.25% U₃O₈ in 389,000 tonnes and **36.0 M lbs. Inferred** resources grading 4.55% U₃O₈ Resources in 359,000 tonnes⁽²⁾
- 665 diamond drill holes (228,180 m.) of drilling completed on the Project by Hathor and Rio Tinto
- **Next step:** Commencing an initial assessment economic study and completing further delineation drilling to upgrade the current inferred resources to indicated

(1) UEC press release dated Oct 17, 2022, Dec 19, 2022 (2) UEC press release dated May 2, 2023



Advancing the Roughrider Project

100% Owned, High Grade, Advanced Uranium Project, near Licensed Toll Mills

August 2024: UEC intersects best hole to date outside of the resource area, 850m northeast of the Roughrider Deposit

- **Exploration Drilling** – UEC’s ongoing drill program has intersected basement-hosted uranium mineralization in drill hole RR-940 that grades **6.96% eU3O8 over 13.5 m** with a **higher-grade sub-interval that grades 12.7% eU3O8 over 7.2 metres⁽¹⁾**
- **Regional Drilling Benefits from New ANT Survey Technology** – UEC conducted an Ambient Noise Tomography (“ANT”) survey and has identified new targets along existing exploration corridors
- **Roughrider Next Steps: Three Prong Approach**
 - ✓ Continue growing resources with an additional 25 holes
 - ✓ Advance the Initial Assessment (“IA”) Technical Report Summary (“TRS”)
 - ✓ Baseline Studies along with community engagement to advance permitting

(1) UEC press release dated August 20, 2024



UEC’s Roughrider Project, Saskatchewan, Canada

Roughrider Drill Results, Summer 2024 ⁽¹⁾

Drill Hole	From	To	Width	Grade	Cut-off	GT
RR-910	250.3	305.5	55.2	0.52	0.05	28.8
RR-913	262.8	310.3	47.5	0.47	0.05	22.1
RR-933	249.9	264.2	14.3	3.00	0.05	42.8
RR-940	273.2	280.4	7.2	12.71	1.00	91.5
RR-945	271.7	280.8	9.1	3.61	1.00	32.9

UEC Acquired A Portfolio of Canadian Uranium Exploration Projects from Rio Tinto

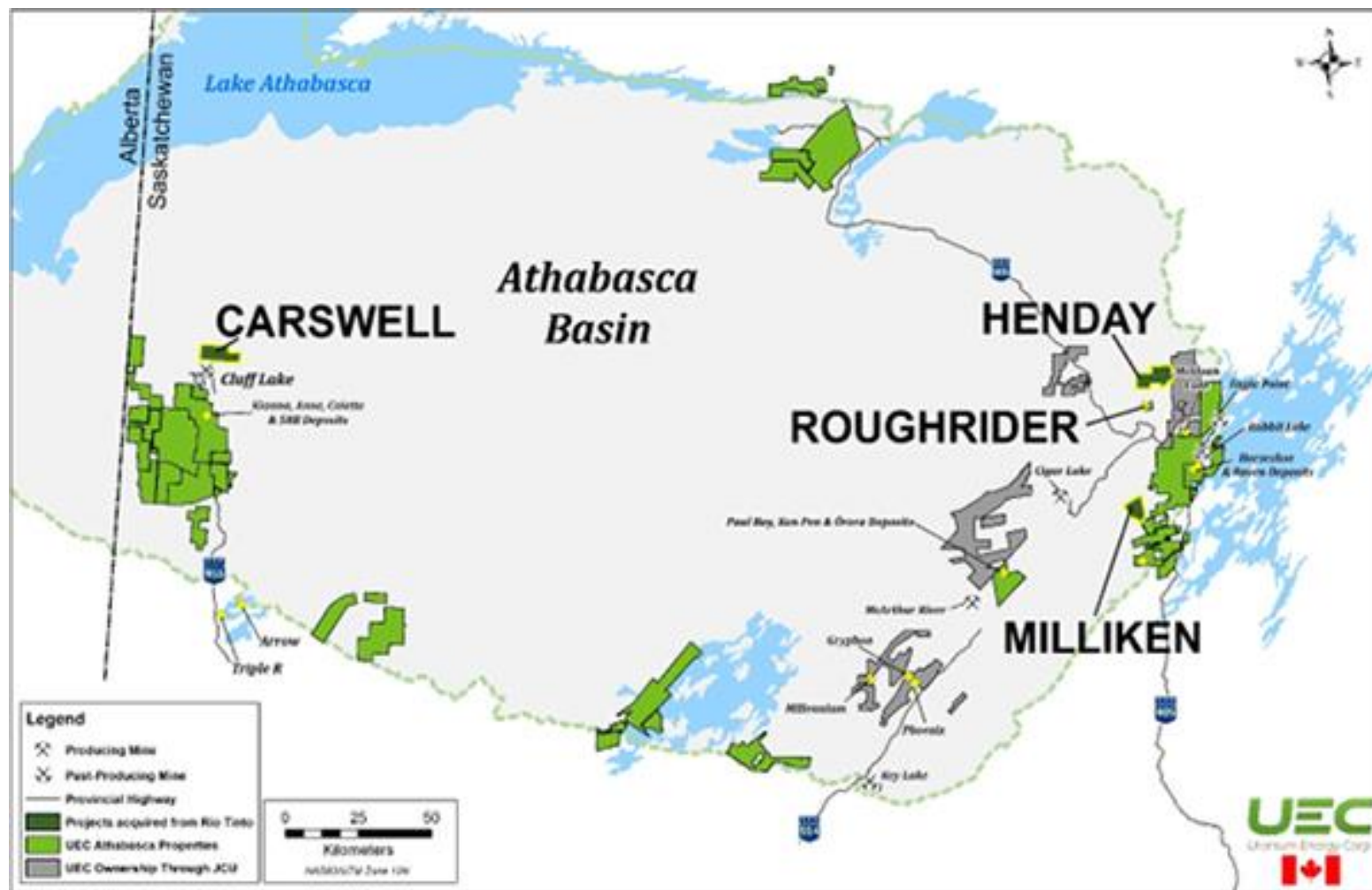
Total Consideration of C\$1.5 million Cash¹

- 60% in the **Henday JV Project**
- 100% of the **Milliken Project**
- 100% in the **Carswell Project**
- UEC's Athabasca land portfolio of **1,136,083 acres (459,757 Ha)** for exploration and growth

Henday Project: ~5 km. north of the Roughrider project, close to support infrastructure offering regional synergies with Roughrider⁽²⁾ and the Eastern Athabasca Hub that UEC assembled as part of the UEX acquisition⁽³⁾

Carswell Project: north of the past-producing Cluff Lake operation; close to UEC's Shea Creek (49% interest in the Shea Creek deposits: Anne, Kianna, 58B, and Collette)

Milliken Project: western extension of UEC's Hidden Bay project's Wolf Lake trend - multiple uranium showings over 19 km.



UEC Advancing Christie Lake

New High-Grade Deposit Along Trend From McArthur River

- Christie Lake is the only exploration project not controlled by Cameco and Orano along McArthur River – Cigar Lake Corridor
- 20.35 M lbs. U_3O_8 in three existing deposits before the discovery of Sakura Zone in 2022
- **2023: Drill program** further delineated the Sakura Zone with the high-grade discovery in drill holes CB-183-1 (26.16% eU_3O_8 over 3.8 m) and CB-178-1 (23.22% eU_3O_8 over 3.4 m)

CB-176A

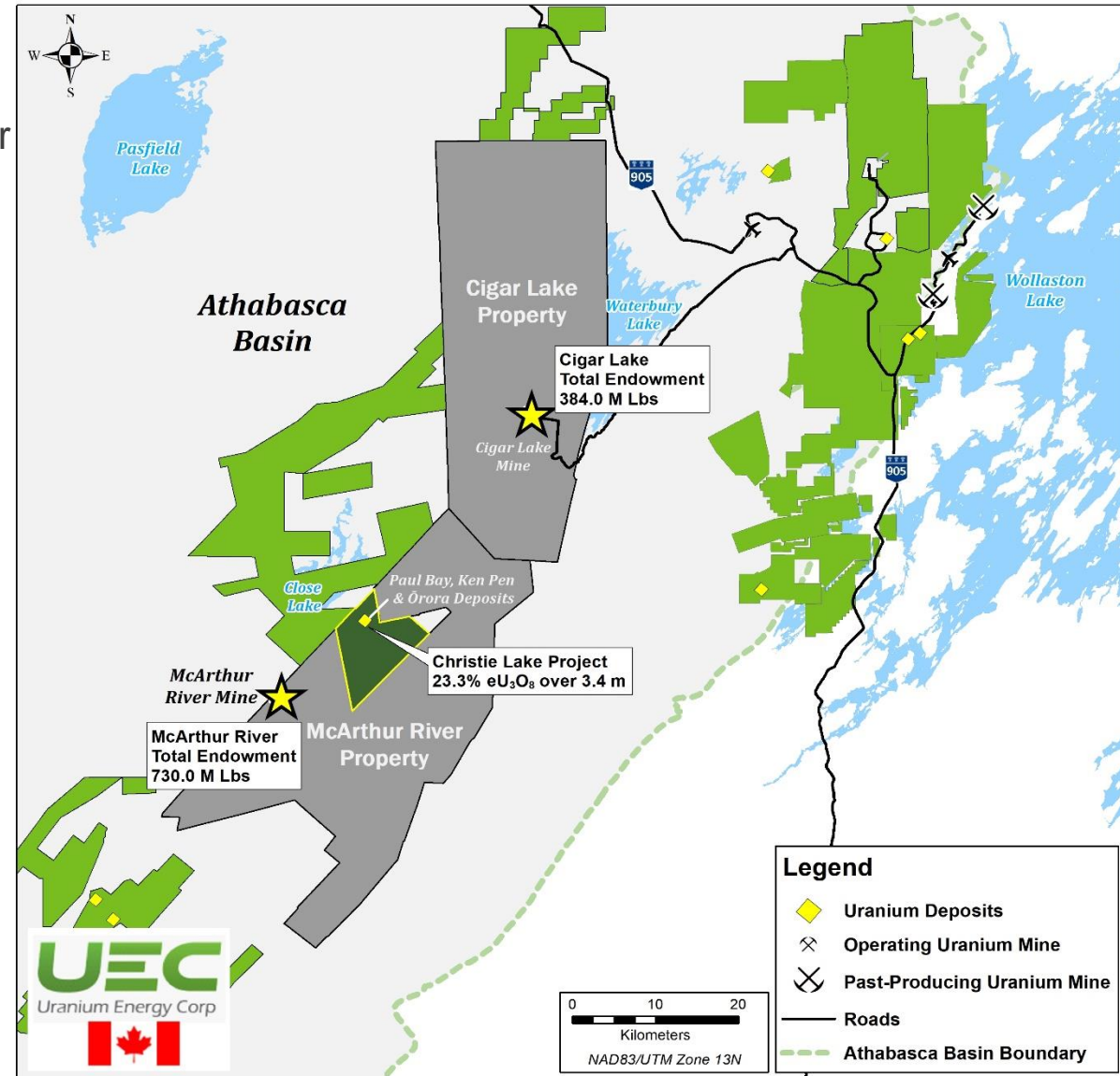


68.7% eU_3O_8 over 2.1 m

CB-173



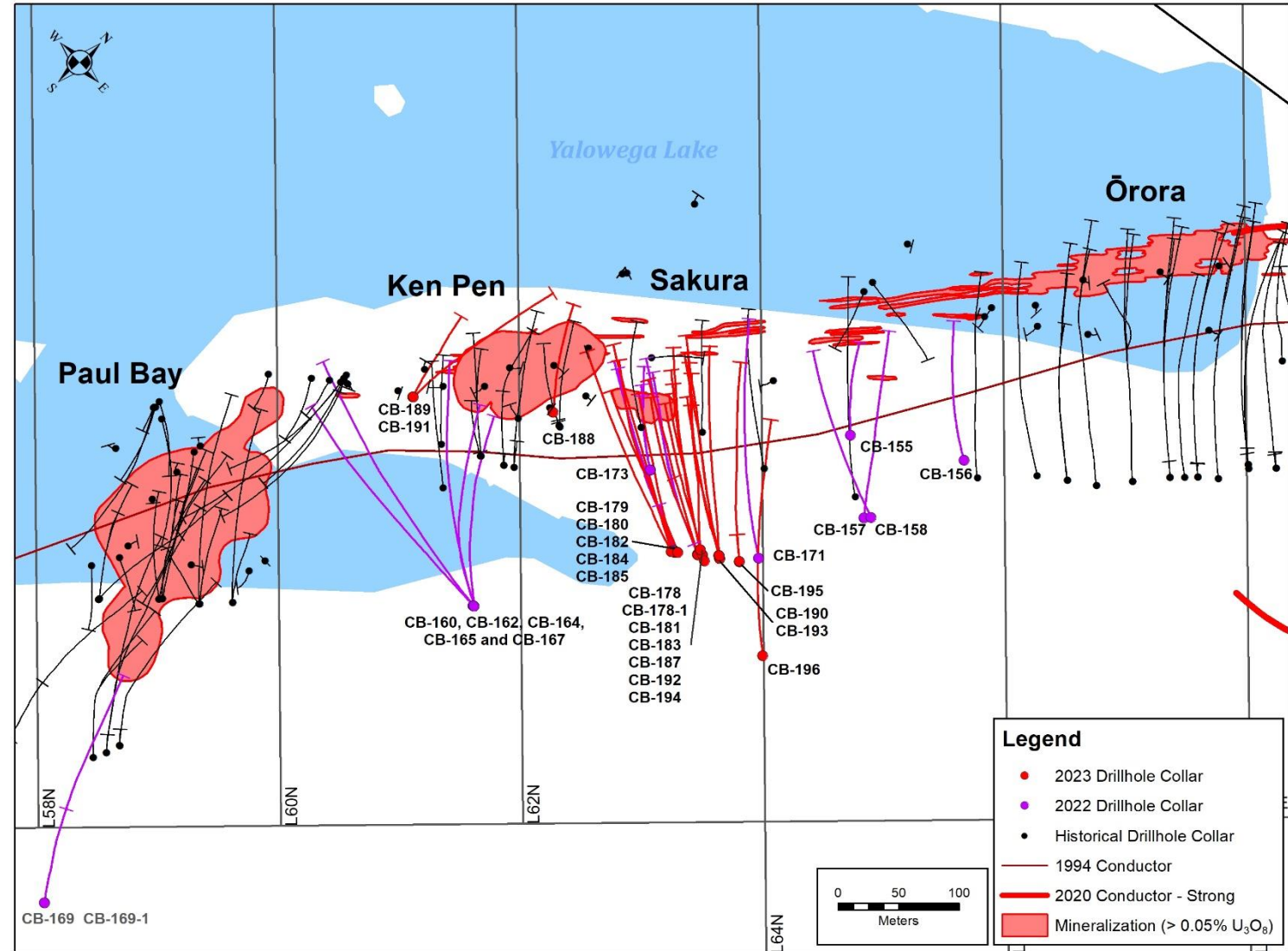
21.6% eU_3O_8 over 2.3 m



Christie Lake 2023 Program

Focused on Expanding Sakura Zone

- Sakura represents new mineralization that exploits a new trend at Christie Lake
- Primary focus was follow-up & expansion of new Sakura Zone mineralization
- First hole of 2023 winter program intersected 23.2% eU₃O₈ over 3.4 m, follow-up was 26.16% eU₃O₈ over 3.8 m
- Approx \$3.0 million invested into Christie Lake exploration program
- ~12,400 m drilling so far in 2023 focused on delineation and expansion of Sakura



See UEC press releases dated Jan 23, 2023 & Mar 6, 2023

Strong Joint-Venture Partnerships

Established Uranium Miners as Operators Allows UEC to Focus on Growth



Millennium – 69.9% Owner and Operator

- Millennium is a Feasibility Study stage project located between Cameco's McArthur River Mine and Key Lake Mill in the Athabasca Basin (Saskatchewan, Canada)
- Cameco's next global development project, CNSC licensing paused
- Hosts 75.9 M lbs. U_3O_8 of Indicated and 29.0 M lbs. U_3O_8 of Inferred resource (100% basis)¹



Shea Creek – ~50.9% Owner and Operator Kiggavik – ~66.2% Owner and Operator

Shea Creek

- Currently one of the largest undeveloped deposits in the Athabasca Basin
- Hosts 67.6 M lbs. U_3O_8 of Indicated and 28.1 M lbs. U_3O_8 of Inferred resources (100% basis)²

Kiggavik

- Kiggavik is a Feasibility Study stage project located in Nunavut, Canada
- Hosts 127.3 M lbs. U_3O_8 of historical Indicated and 5.4 M lbs. U_3O_8 of historical Inferred resource (100% basis)³

(1) Millennium resources as reported by Cameco on their website at https://www.cameco.com/businesses/uranium-projects/millennium/reserves-resources#measured_and_indicated as of December 31, 2021. Cameco has reported that the estimates have been prepared in accordance with the CIM Definitions Standards.

(2) TRS "2022 Technical Report on the Shea Creek Project, Saskatchewan" with an effective date of October 31, 2022, a copy of which is available under UEC's Corporate profile on EDGAR at <https://www.sec.gov/edgar/searchedgar/companysearch>. These resources are reported in accordance with the CRIRSCO definition standards adopted by the SEC in § 229.1304 (Item 1304) Individual property disclosure

(3) Kiggavik resources as reported by Orano in their 2021 Activities Report available on their website at https://www.orano.group/docs/default-source/orano-doc/finance/publications-financieres-et-reglementees/2021/orano-annual-activity-report-2021_.pdf?sfvrsn=a2e56244_8 converted from tonnes U to pounds U_3O_8 and from %U to % U_3O_8 . The reader is cautioned that neither UEC or UEX are aware whether Orano's reporting of resources conforms to NI 43-101 and CIM guidelines. These are treated by the UEX and UEC as historic resource estimates. There are no other estimates available to UEC or UEX.

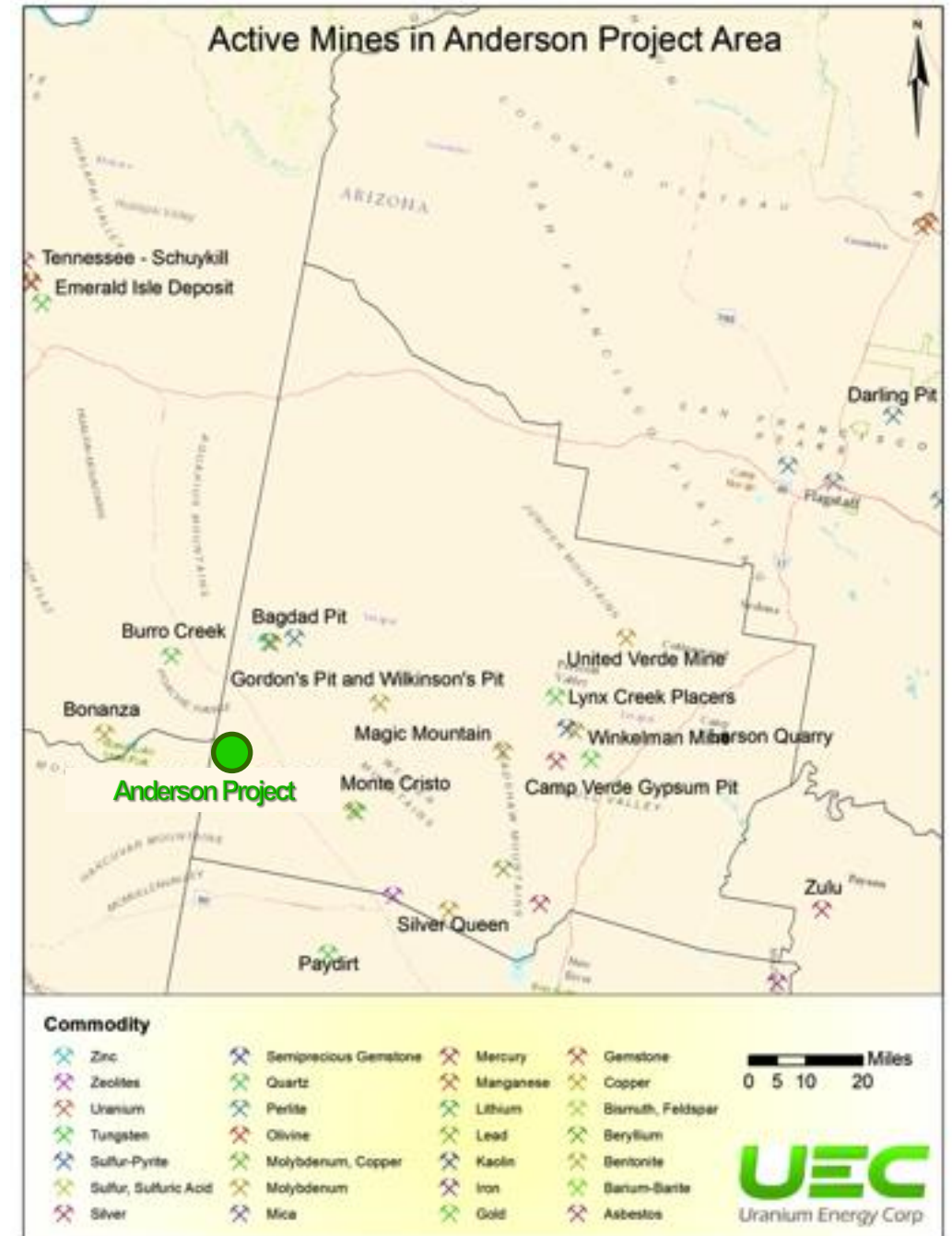
U.S. Conventional Mining

Anderson Project – Arizona

A Large U.S. Resource	S-K 1300 Compliant Resource⁽¹⁾ <ul style="list-style-type: none"> Indicated Resource: 32.05 M lbs. within 16.17 Mt, avg. grade of 0.099%
8,268 Acres	Project located ~75 miles northwest of Phoenix, AZ
History	Between 1955-1958 with ~\$40M spent by previous operators, including Urangesellschaft
Extensive Work	Feasibility studies, milling studies, and hydrological reports previously completed by third parties

Workman Creek Project – Arizona

A Large U.S. Resource	S-K 1300 Compliant Resource <ul style="list-style-type: none"> Inferred Resource: 4.459 M lbs. within 1.98 Mt, avg. grade of 0.113%
3,620 Acres	<ul style="list-style-type: none"> Located within Gila County in the central portion of the State of Arizona, USA Consists of 183 unpatented lode mining claims
History	Historic Operators include Wyoming Minerals Corp ("WMC"), a subsidiary of Westinghouse (1970-80's), Cooper Minerals Inc.(2004-05) and Rodinia Minerals (2005-10).
Extensive Work*	400 exploration and development holes, geological mapping, regional & detailed geochemical, petrographic, mineralogical paragenetic, metallurgical studies, and geophysical surveys which culminated in a positive feasibility study



UEC At a Glance

Member of the **Russell 2000®** Index

Cash, Equity⁽¹⁾ and Inventory Holdings ⁽²⁾	\$303.3 million, no debt
Average Daily Traded Value - 6 months⁽³⁾	\$52.5M
Shares Outstanding	406.0 M
Warrants	2.4 M
Options + Stock Awards	8.5 M
Fully Diluted⁽¹⁾	416.9 M
Recent Activity	\$4.71 As of Sep 3, 2024
Market Cap	\$1.91 B As of Sep 3, 2024

Top Shareholders

UEC Team, Blackrock, Vanguard Group, State Street, Fidelity, Norges Bank, Northern Trust, UBS, CEF Holdings, Sprott, KCR Fund, Global X Management

Analyst Coverage

Katie Lachapelle, Canaccord Genuity
Puneet Singh, Eight Capital
Heiko Ihle, H.C. Wainwright & Co.
Joseph Reagor, ROTH Capital Partners
Justin Chan, Sprott Capital Partners
Craig Hutchison, TD Securities

(1) The Company's quarterly report for the quarter year ended Apr 30, 2024

(2) As of Apr 30, 2024, physical holding includes 1,166,000 lbs. of inventory (\$104.9M in physical uranium inventories based on U3O8 spot price of \$90.00/lb. Source: UxC CVD)

(3) Source: FactSet, Based on last 6 months of trading across U.S. listings

Emerging U.S. Government and SMR Demand for American Uranium



UEC and TerraPower announce a memorandum of understanding (“MOU”) with the objective of reestablishing domestic supply chains of uranium fuel

- This MOU will allow TerraPower and UEC to explore the potential supply of uranium for TerraPower’s first-of-kind Sodium reactor and energy storage system
- Wyoming’s Governor Mark Gordon stated: This MOU is a great step forward for the Wyoming uranium industry



IRIGARAY PLANT – WYOMING HUB & SPOKE OPERATIONS

UEC wins award from the U.S. Department of Energy to supply 300,000 lbs. U3O8 to the strategic uranium reserve at a 20% Premium (based on spot market price at the time)

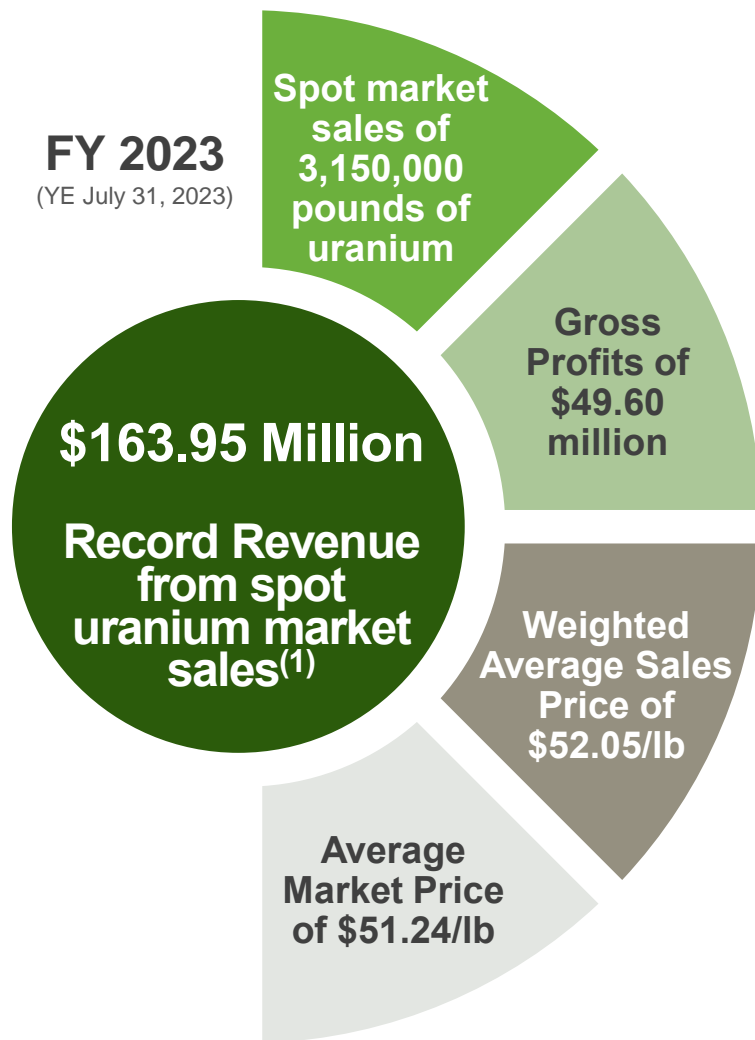
- This award established the U.S. strategic uranium reserve which is part of Government’s goal of supporting America’s nuclear fuel supply chain
- Strategic uranium reserve expected to be a \$1.5 billion dollar program



HOBSON PLANT – TEXAS HUB & SPOKE OPERATIONS

Physical Portfolio - North American Warehoused Uranium

Bolsters UEC balance sheet and provides strategic inventory



Cumulative from March 2021 Inception - as of April 30, 2024⁽²⁾:

5.8 M lbs Total Uranium Purchases Contracted	1,166,000 lbs. Inventory on hand	1.0 M lbs. To Be Delivered under Contracted Purchases
5.8M lbs. at ~\$40/lb avg. cost- multiple deliveries between Mar 2021- Dec 2025	At an avg. cost of ~\$54/lb.	At an avg. cost of ~\$39/lb

865 Years of Combined Experience in the Uranium Industry



Amir Adnani
President, CEO, Director

An entrepreneur, founding CEO of UEC, founder and Chairman of GoldMining Inc., with extensive experience building natural resource companies.



Spencer Abraham
Chairman, Board of Directors

Served as a U.S. Senator from 1995 to 2001, as Secretary of Energy from 2001 to 2005 and previously as non-executive Chairman of Areva's U.S. board.



Scott Melbye
Executive Vice President

40 years of experience in senior roles with uranium majors, Cameco, Uranium One, and Kazatomprom. President of Uranium Producers of America and former Chair of the World Nuclear Fuel Market.



Brent Berg
Senior VP of U.S. Operations

Former President of Cameco Resources, leading Cameco's U.S. uranium ISR operations in Wyoming and Nebraska. More than 21 years of experience in uranium production.



Donna Wichers
VP of Wyoming Operations

Former COO and board member of Uranium One Americas. Over 40 years of experience in senior roles with ISR and conventional uranium mines in the U.S.



F.P. "Butch" Powell
VP of Marketing and Sales

More than 30 years' experience in the nuclear fuel industry - also serving as Chair of the Nuclear Energy Institute's Fuel Suppliers Committee



James Hatley
VP of Production - Canada

Over 25 years of mining experience incl. uranium and base metals mine development, construction, and operations. Led construction for Vale, developed McArthur River and Cigar Lake for Cameco Corp.



Chris Hamel
VP of Exploration - Canada

Over 20 years of experience in uranium exploration in North America and the Athabasca Basin



Robert Underdown
VP of Production - Texas

Has held senior operational positions at ISR uranium mines in Texas for over 35 years.



Craig Wall
VP of Environmental, Health & Safety



Over 15 years of permitting ISR projects in the U.S. ESG project manager. Chairman of Texas Mining & Reclamation Association uranium sub-committee.



Andy Kurrus
VP of Resource Development

Over 30 years experience with uranium exploration in the U.S.

Uniquely Positioned with 100% Unhedged Production and Significant Growth Pipeline

- Wyoming Production Restarted August 2024
-  Two Central Processing Plants in Wyoming and Texas with the largest resource base of fully permitted ISR projects of any U.S. based producer
-  Advancing the High-grade Roughrider Project with Initial Assessment Economic Study & Environmental Baseline studies underway
- One of the largest resource portfolios in North America: Total resources of 332.7 M lbs. U₃O₈ (230.0 M&I / 102.7 Inf.)⁽¹⁾
- \$303.3M of cash and liquid assets including 1,166,000 lbs in inventory & debt free balance sheet⁽²⁾
- Geopolitical events and energy security have placed a premium on North American supply

(1) Does not include the Kiggavik, Wheeler River, or West Bear project resources. See Disclaimer on slide 2

(2) The Company's quarterly report for the quarter year ended Apr 30, 2024

ISR District Opportunity in Paraguay

Similar geology as South Texas and leveraging ~\$50M of historic exploration work by Anschutz and Cameco, including new work completed by UEC.

Project	Historic Operator	Stage	SK-1300 Resource (M lbs)
Yuty	Cue Resources / Cameco	Exploration / Development	8.96 M lbs. in 9.074 Mt grading 0.049% U ₃ O ₈ Indicated 2.20 M lbs. in 2.73 Mt grading 0.040% U ₃ O ₈ Inferred ⁽¹⁾

Project	Historic Operator	Stage	Exploration Target (M lbs)
Oviedo	Anschutz Corp	Exploration	23 – 56 M lbs. in 28.9 - 53.8Mt grading 0.04% to 0.052% U ₃ O ₈ ⁽²⁾



(1) See news release dated July 20, 2022; refer to the SK-1300 TRS filed on July 19, 2022, on SEDAR+ and EDGAR

(2) Refer to slide 2 for definition

World-Class High Titania Slag Project

Amongst the Highest-grade & Largest Ilmenite Deposits with a Resource ~ 3.6 billion tonnes at 7.3% TiO₂



World-class ilmenite deposit

- Large High-Grade Resource ~ 3.6 billion tonnes grading 7.3% TiO₂
- Surface deposit, extensive lateral grade and consistency
- Base case 150ktpa slag utilises < 0.2% of Regional Resource per year
- Stretch case 500ktpa slag utilises < 0.7% of Regional Resource per year

Favourable position - low cost & low carbon intensity

- Close to major hydroelectric power source ~ US\$ 0.045 / kWh
- CO₂e/t of final product lowest of all existing slag producers evaluated

Compelling financial results

- Base case of 150ktpa High Titania Slag - NPV US\$419m 21% IRR
- Stretch case of 500ktpa High Titania Slag - NPV US\$1,554m 25% IRR

Exceptional team - technically well advanced

- Clear development strategy - experienced titanium industry team
- Proven conventional process technology – mine to smelter

Strongly supported by current market fundamentals

- Chloride slag, forecasted to experience the fastest demand growth
- Project well timed for development

(1) Please see UEC news release dated November 13, 2023; refer to the SK-1300 TRS dated November 2023 for the Alto Parana Titanium Project filed on SEDAR+ and EDGAR

S-K 1300 Exceptional Indicative Economic Highlights

Base Case 150ktpa high titania slag & 100ktpa pig iron		Stretch Case 500ktpa high titania slag & 320ktpa pig iron
US\$419m	NPV _{8%} Post-Tax	US\$1,554m
21%	IRR	25%
4.7 years	Real, Post-Tax Payback	4.2 years
23 years < 4.2%	Regional resource used	< 14.5% 23 years
US\$338m	Startup Capex	US\$918m
US\$712/t	Avg LOM slag cost	US\$681/t
US\$237/t	Avg LOM slag cost (net of pig iron)	US\$202/t
2.2:1	Avg LOM Revenue to Cash Cost	2.3:1

(1) Please see UEC news release dated November 13, 2023; refer to the SK-1300 TRS dated November 2023 for the Alto Parana Titanium Project filed on SEDAR+ and EDGAR



Emergence of a World-Class High Titania Slag Producer

Exceptional Progress to Date



Staged Approach to Project Development



(1) Please see UEC news release dated November 13, 2023; refer to the SK-1300 TRS dated November 2023 for the Alto Parana Titanium Project filed on SEDAR+ and EDGAR

Alto Paraná Titanium Development Strategy

Salient Points

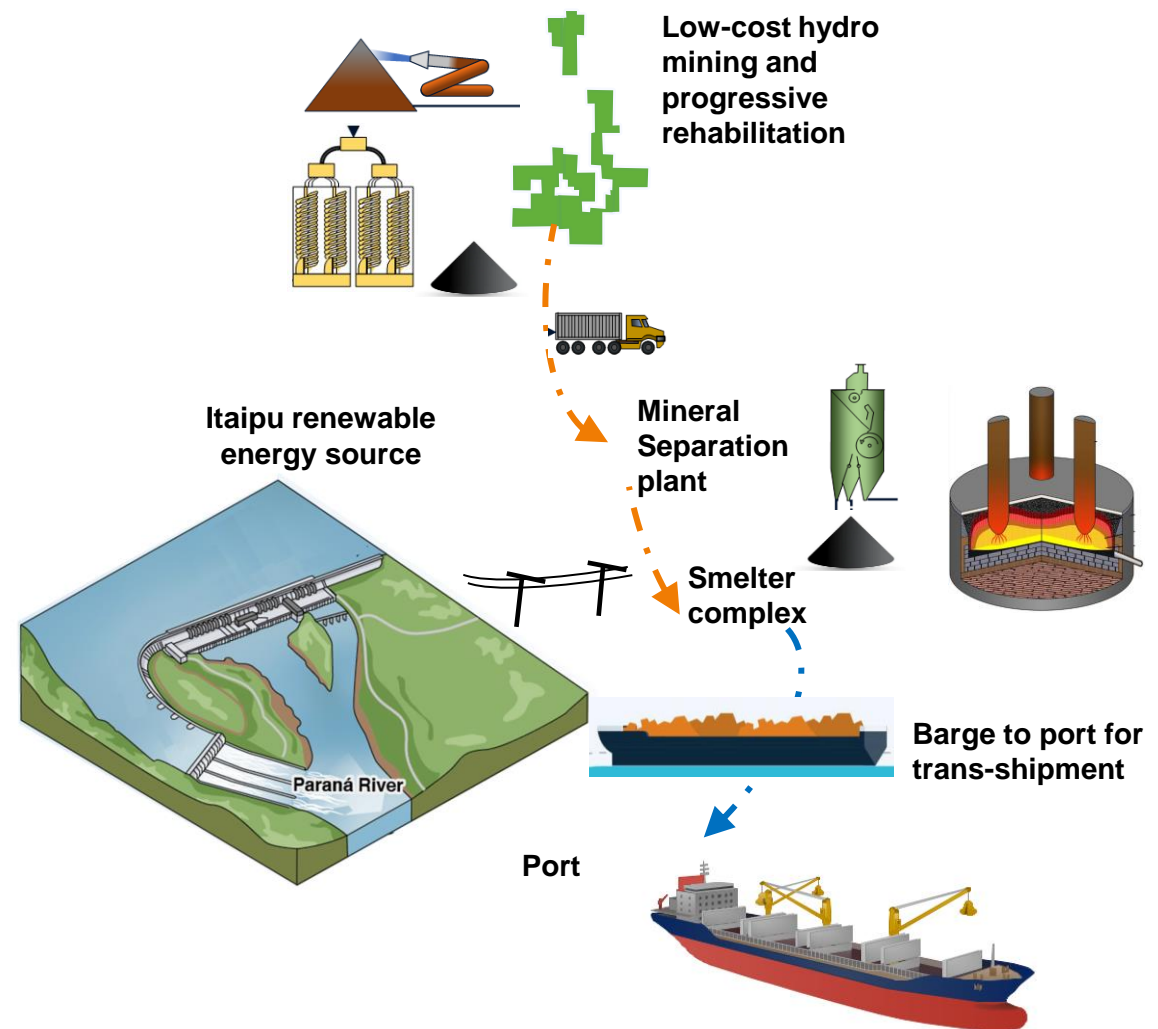
- Fully integrated and powered by renewable energy
- Low-cost mining operation
- Proven conventional process producing an ilmenite smelter feed
- Arc furnace/s to produce a high titania slag and high purity pig iron
- Significant expansion potential

Base Case

- Capacity ~150,000 tpa of high titania slag including chloride fines
- ~100,000 tpa high purity pig iron

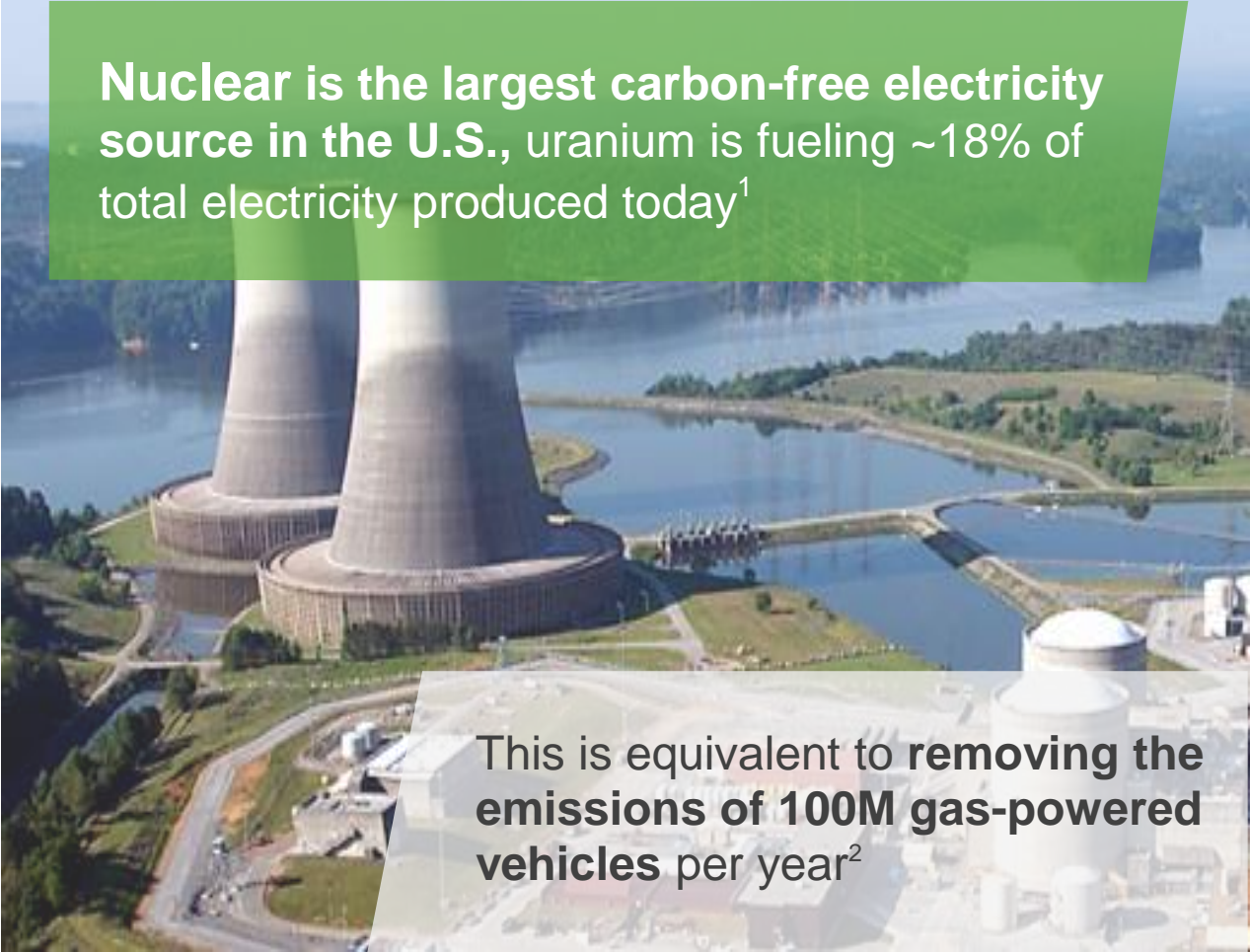
Stretched Case

- Capacity ~500,000 tpa of high titania slag including chloride fines
- ~320,000 tpa high purity pig iron



(1) Please see UEC news release dated November 13, 2023; refer to the SK-1300 TRS dated November 2023 for the Alto Parana Titanium Project filed on SEDAR+ and EDGAR

Investing in UEC Supports ESG Goals and a Low Carbon Future



Nuclear is the largest carbon-free electricity source in the U.S., uranium is fueling ~18% of total electricity produced today¹

This is equivalent to **removing the emissions of 100M gas-powered vehicles per year²**



To achieve net zero by 2050, the world needs nuclear⁴

Leading research institutions have found that **the most affordable and efficient net-zero grid requires nuclear energy³**

Source: (1) world-nuclear.org July 2023 (2) NEI.org (3) Leading research institutions: Harvard, MIT and the OECD (4) IAEA's Annual Report Oct 2022



Nuclear Energy

Clean, Safe, Reliable & Economic

Perfect Compliment to Renewable Wind and Solar

Saves Lives and Improves Quality of Life



Tripling of Nuclear Energy by 2050 – A Historic Pledge Announced at COP28 for Global Expansion Led by the U.S.

439

Operable Reactors
Worldwide*

64

Units Under
Construction*

70

New Reactors Connected
since 2014**

432

Reactors Planned and Proposed
Worldwide¹



CHINA Government is expected to approve 6-8 new reactors/year for the foreseeable future.² In total, China has 56 reactors in operation, 30 under construction, 37 planned, and 158 proposed⁹

SOUTH KOREA current government has reversed the country's nuclear phaseout plans from prior administration— in the new plan Nuclear energy will account for 35% of South Korea's electricity generation by 2036⁷

INDIA aims to produce 100,000 MW of nuclear power by 2047, a massive increase from current production of 8,000 MW⁵

JAPAN 33 operable reactors. Energy Plan targeting 20-22% nuclear power, nuclear deemed essential to achieve net-zero target by 2050. The majority of Japanese support restarting idled nuclear reactors for the first time in over a decade⁶

BULGARIA energy strategy includes 4 new nuclear reactors¹¹

U.A.E. 4 operable reactors³

RUSSIA is building 36 reactors in China, India, Bangladesh, Turkey, Egypt, Iran, Finland, Belarus, Slovakia, Armenia, Uzbekistan and Hungary

FINLAND New survey reveals that support for nuclear is higher than ever in history¹⁰

U.K. upgrading nuclear fleet to new advanced reactors - wants 25% of its electricity from nuclear power, signals a significant shift in the country's energy mix

SWEDEN announced plans to construct 2 large-scale reactors by 2035 and the equivalent of 10 new reactors by 2045¹²

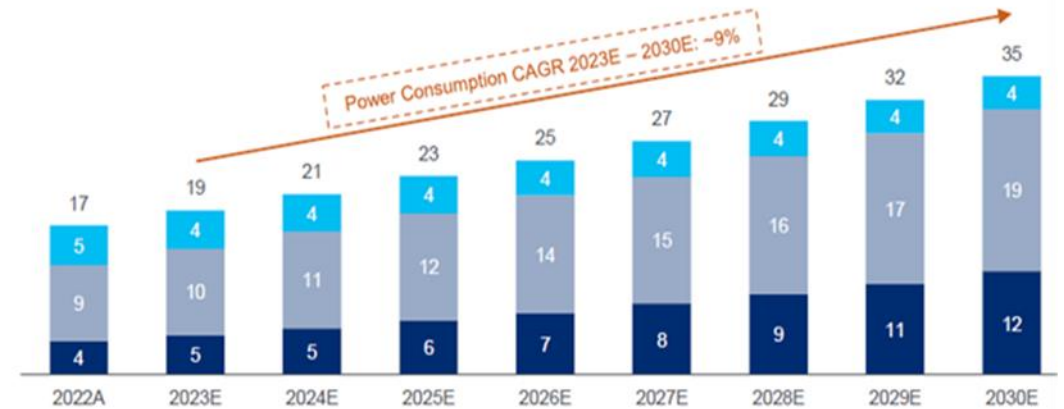
FRANCE to build 6-14 new reactors⁴

U.S. has maintained a ~20% market share for 30 years with power uprates and efficiency = to about 8 new reactors¹³ – A Stealth Growth Story!

Big Tech Taps Nuclear Energy to Power AI Needs

- Wall Street Journal reports that U.S. tech companies are scouring the country for electricity supplies and have zeroed in on American's 92 operating nuclear reactors
- 1/3 of U.S. nuclear-power plants are reported to be in talks with tech companies, a paradigm shift of demand

U.S. Data Center Power Consumption, by Providers / Enterprises⁽¹⁾
(GW)



July 2, 2024

amazon

Amazon Web Services is nearing a deal for electricity supplied directly Constellation Energy, the largest owner of U.S. nuclear-power plants

March 4, 2024

amazon

Amazon.com is making a push into nuclear energy by acquiring a nuclear powered data center in Pennsylvania, marking its first-ever agreement with a nuclear power facility

January 23, 2024

Microsoft

Microsoft hires a director of nuclear technologies to oversee a program to develop small-scale nuclear reactors to power datacenters

Sources: Wall Street Journal July 2, 2024, Citi Data Center Demand and Nuclear Power: February 2024

Nuclear Power is Critical to U.S. Energy

Largest Source of Carbon-Free Power Generation and Electricity – Provides ~20% of U.S. Electricity Supply

Virtually No U.S. Uranium Production - Despite operating the world's largest nuclear reactor fleet


Biden Administration Wants and is Receiving Congressional Support to Revitalize Domestic Fuel Cycle - President Biden signs into law the “Prohibiting Russian Uranium Imports Act” on May 13, 2024 – a significant milestone and step to end U.S. reliance on nuclear fuel from Russia for existing and new advanced reactors. The U.S. American Assured Fuel Supply Program (“AAFS”) will be expanded by merging the U.S. Uranium Reserve Program into the AAFS. HALEU already appropriated \$400 million – Industry Consortium formed.

UEC Won \$17.85M Supply Contract Award to Supply the U.S. Uranium Reserve

Bipartisan Spending Bills Signed Into Law that provides a \$6B nuclear credit program for qualifying nuclear plants with priority given to reactors using uranium produced in the United States. Production Tax Credits have also been granted to preserve all existing nuclear capacity with profound results.

The U.S. has set a goal to reach 100% carbon pollution-free electricity by 2035 –

"We are really standing at the dawn of a new nuclear age...nuclear is a critical, clean, baseload power (US Energy Secretary Jennifer Granholm)²

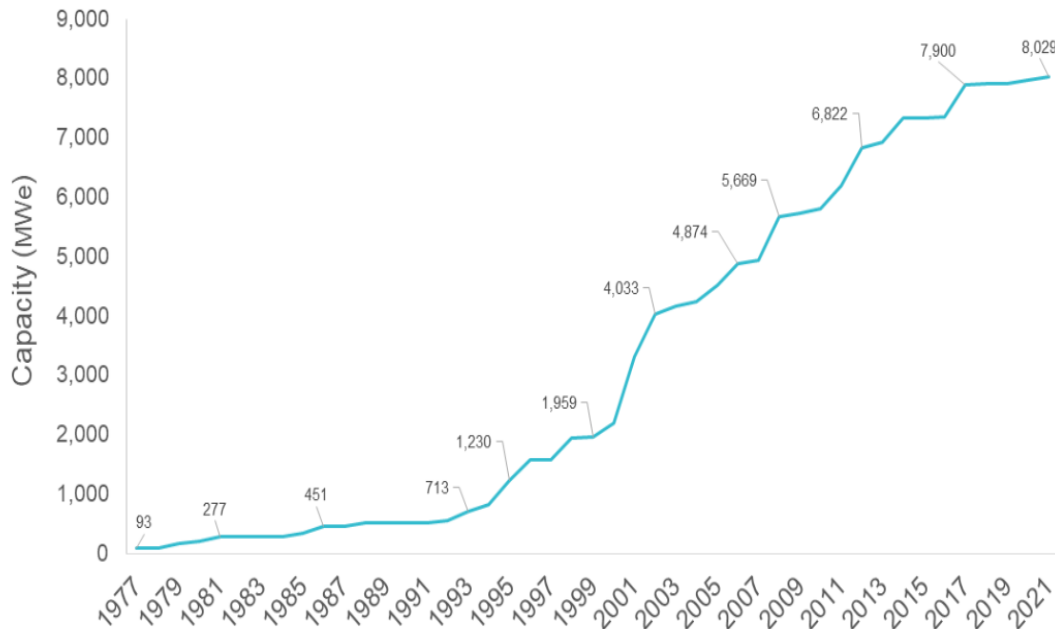


Reversal of Early Retirements - Plant Life Extensions - Uprates

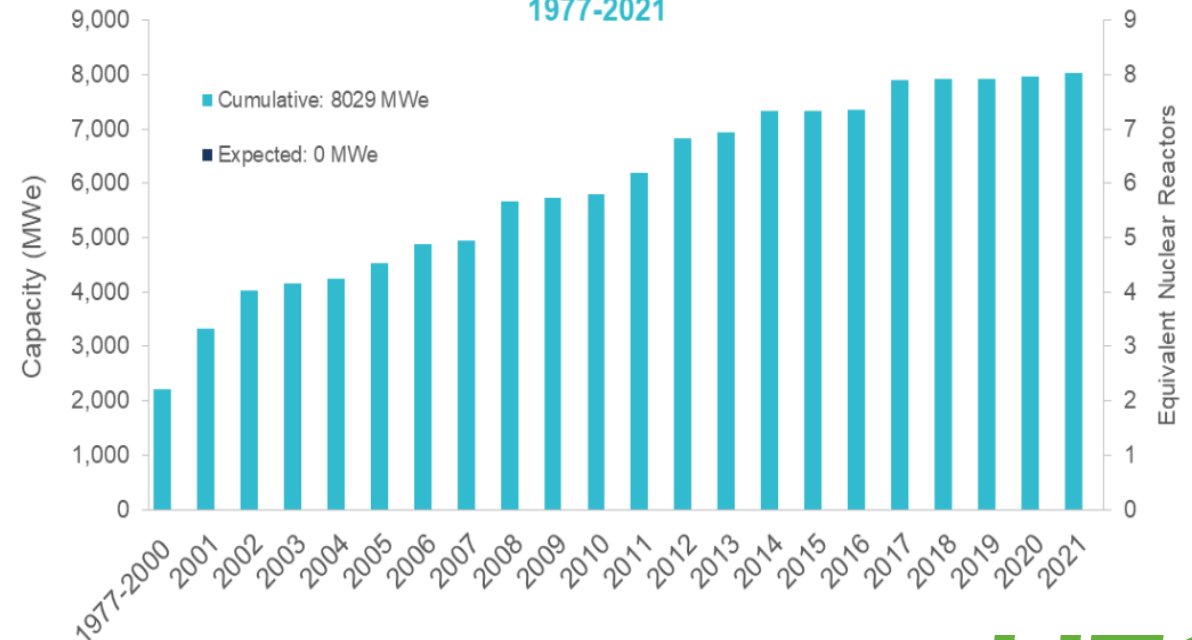
- Nuclear phase-outs or reductions are being abandoned
- License renewals – Operational extensions to 80 years
- Power uprates – Equivalent to 8 new, large-scale reactors in the U.S. alone



U.S. Nuclear Industry Cumulative Power Uprates



U.S. Nuclear Industry Cumulative and Expected Capacity Additions, 1977-2021



US Senate Passes Bill S.870 – Signed Into Law

July 9, 2024 – President Biden signs into law Bill S.870, which includes the “Accelerating Deployment of Versatile, Advanced Nuclear for Clean Energy” (ADVANCE) Act

- ✓ This overwhelmingly bipartisan package is the most expansive update to the nuclear industry in over 100 years
- ✓ The ADVANCE act will ensure efficient and predictable licensing, regulation, and deployment of nuclear energy technologies by:
 - 1) Restricting possession or ownership of enriched uranium from Russia or China
 - 2) Providing incentives for developing and deploying new nuclear technologies
 - 3) Requiring the Nuclear Regulatory Commission to develop:
 - a process that enables timely licensing of nuclear production facilities or utilization facilities at brownfield sites
 - an initiative to enhance preparedness and coordination with respect to the qualification and licensing of advanced nuclear fuel



Sources: <https://jeffduncan.house.gov/media/press-releases/congressman-duncan-delivers-once-generation-nuclear-energy-reforms>, <https://www.congress.gov/bill/118th-congress/senate-bill/1111>

Global Approval for Nuclear Power Continues to Grow

EU Taxonomy Includes Nuclear as an Environmentally Sustainable Investment



Nuclear energy is an EU asset

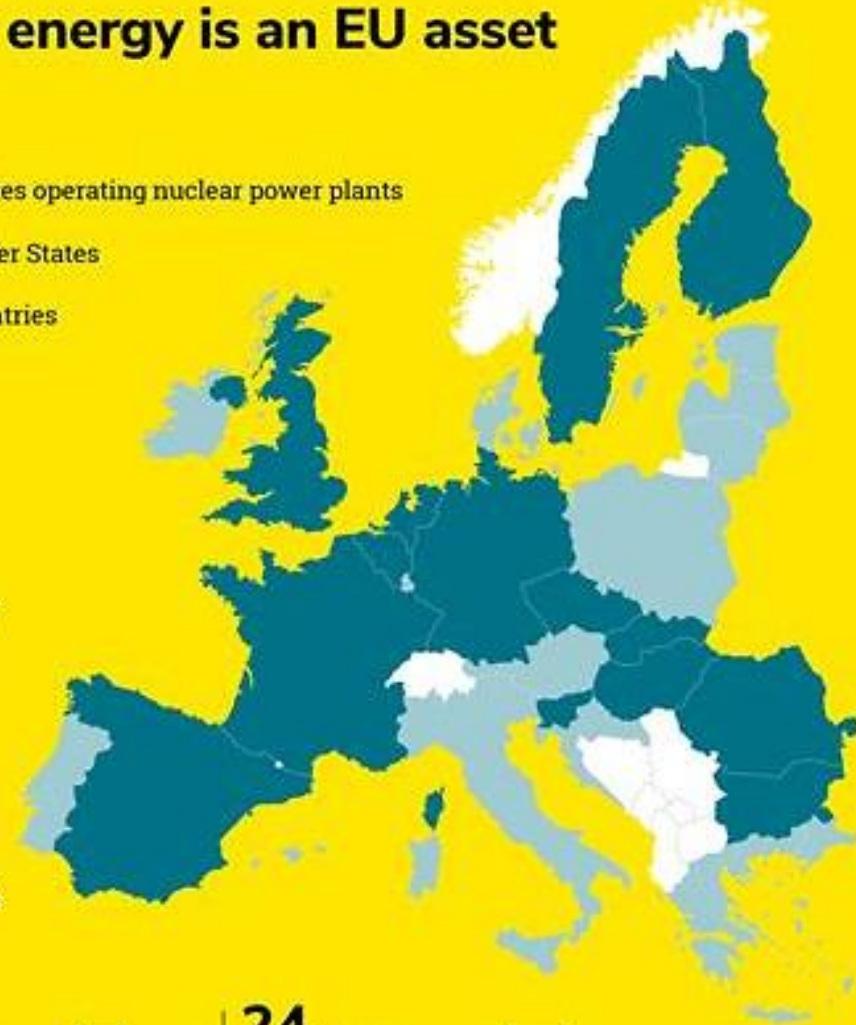
- Member States operating nuclear power plants
- Other Member States
- Non EU countries

14
Member States
operating nuclear
power plants

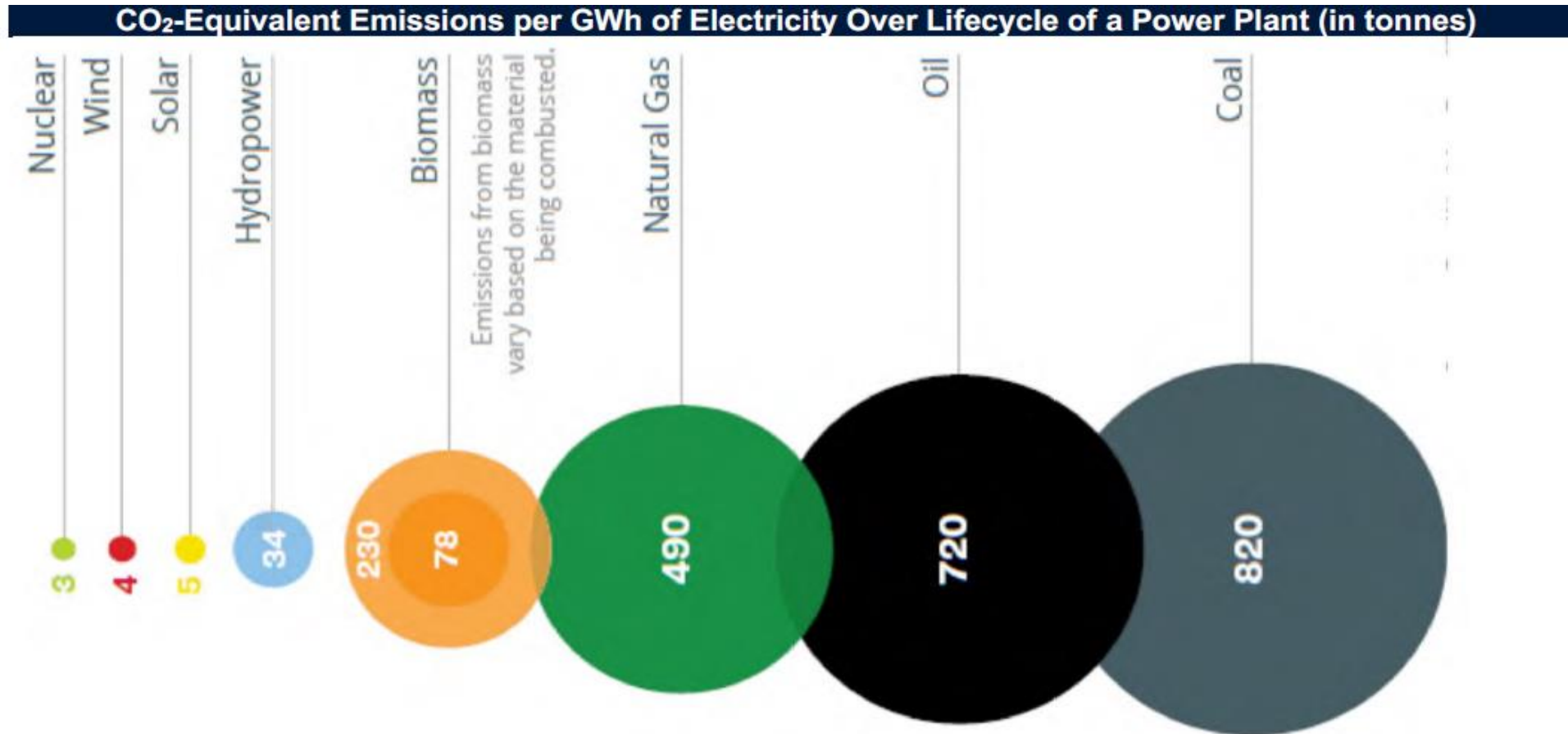
130
reactors
in operation
(2018)

4
reactors under
construction
(source PRIS, PINC 2017)

24
new reactors
planned
(source PRIS, PINC 2017)



Nuclear Emits the Lowest CO₂ Emissions Over Lifecycle of a Power Plant

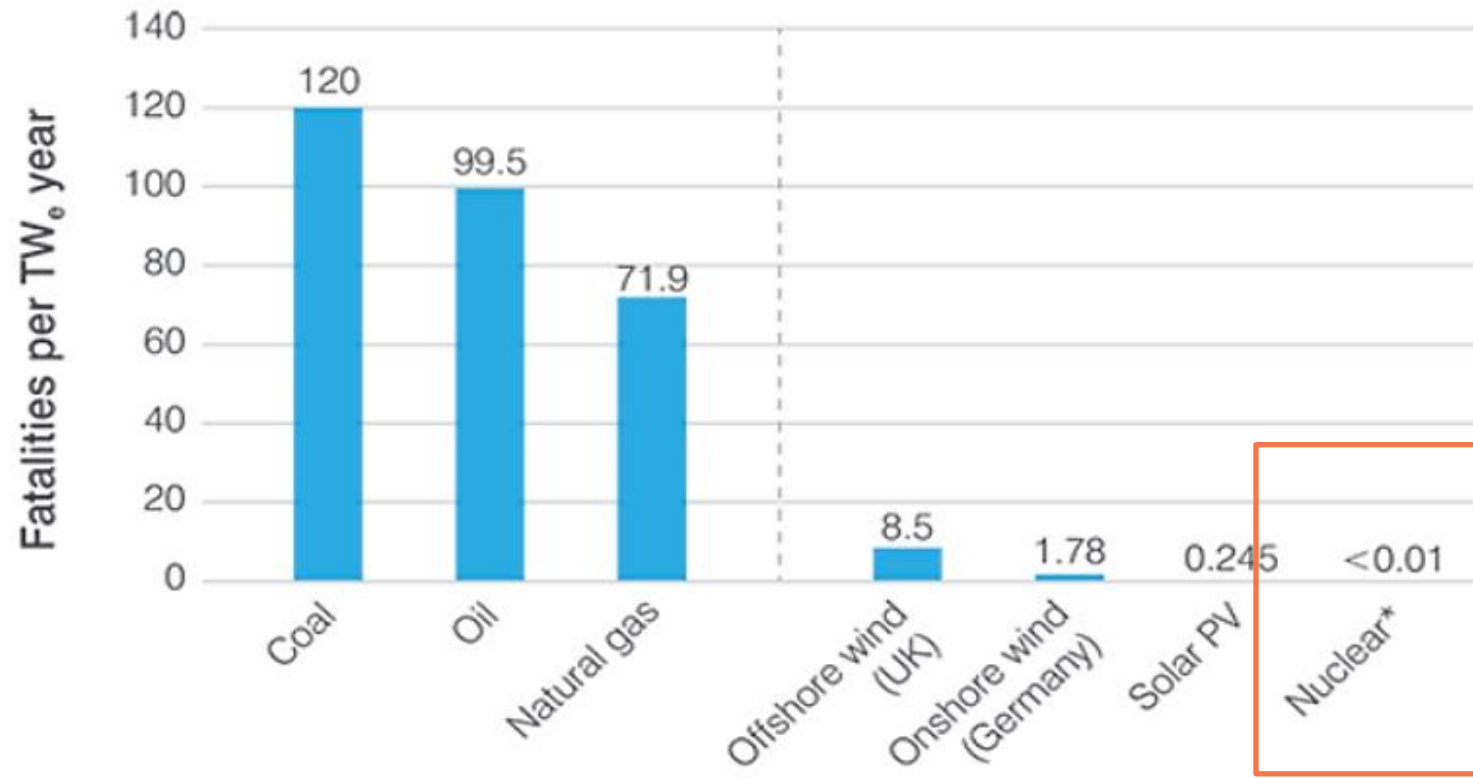


Source: Our World in Data, 2022

Source: TradeTech Uranium Market Study 2023: Issue 3

Nuclear Power = Safest Form of Electricity Generation

Nuclear has the lowest energy accident fatalities for OECD countries



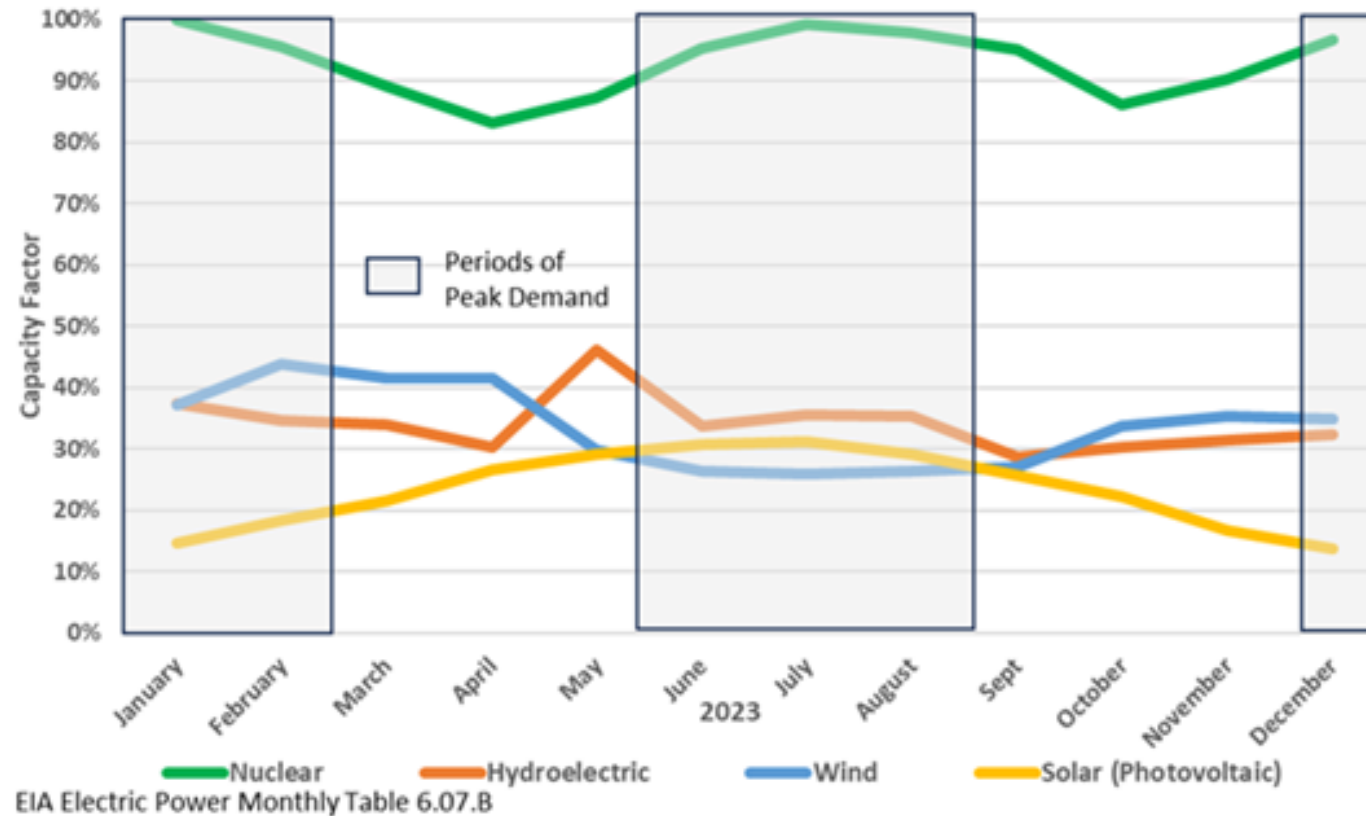
“Nuclear energy is the safest of all the electricity technologies we have.”

- Patrick Moore, former director of Greenpeace⁽¹⁾

Source: World Nuclear Association – Harmony Program (1) Nuclear NewsWire July 13, 2022

Nuclear Power Leads Non-Fossil Electricity Sources in Reliability


Capacity Factor of Major Non-Fossil Electricity Sources Throughout the Year



Source: EIA

2022 Polar Vortex – Nuclear Reliability at 93%

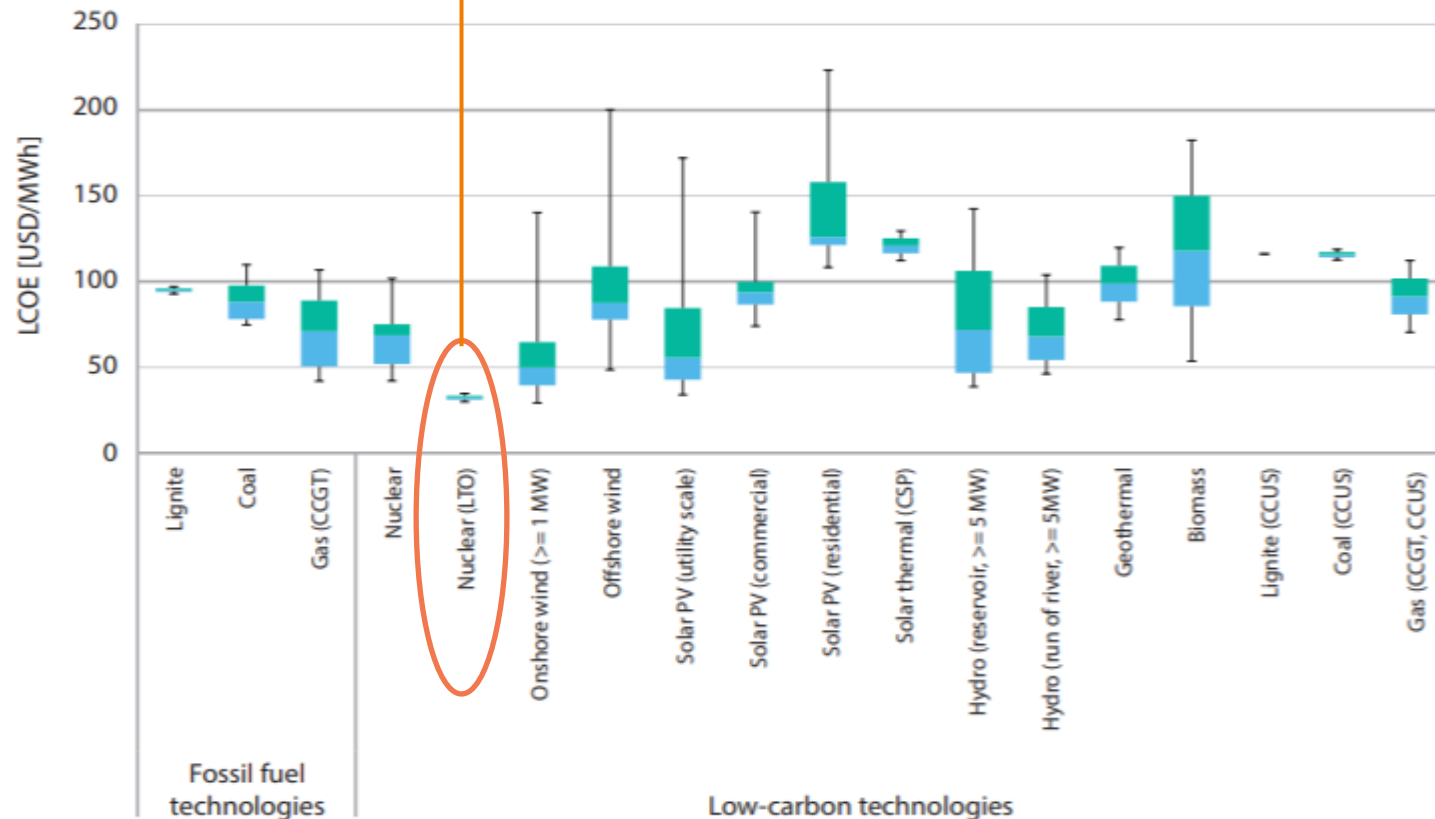
Capacity Factor by Energy Source in 2022



Source: Stout bit.ly/3Qrop2v

Nuclear Power = Lowest Levelized Cost of Electricity For Extended Life Plants vs any Other Source

Most nuclear plants in the U.S. have or will extend their operational lives by at least 20 - 40 years¹



80 years

Second license renewals will extend carbon-free production to 80-years³

more than 3x the useful life of renewables

2x the useful life of coal

Uranium accounts for < 10% of nuclear operating costs²

(1) Projected Costs of Generating Electricity, 2020 Edition, International Energy Agency and Nuclear Energy Agency

(2,3) WNFC Apr 2022, Constellation Presentation "A Utility View on Nuclear Fuel Supply Risk Management"

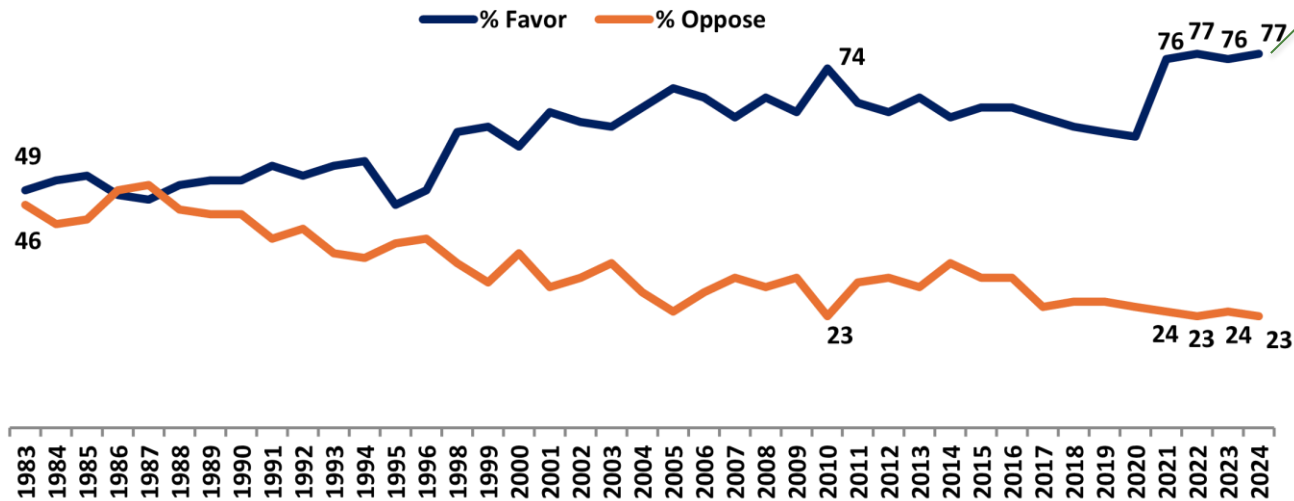
Support for Nuclear Energy is Strong and Increasing

Public favors nuclear for reliability, clean air, energy security, energy independence

Favorability to Nuclear Energy 1983-2024

Public Support for Nuclear Energy Stays at Record Level For Fourth Year in a Row

Overall, do you strongly favor, somewhat favor, somewhat oppose, or strongly oppose the use of nuclear energy as one of the ways to provide electricity in the United States? (%)



The 2024 survey coincides with global policymaker recognition of nuclear energy's important role in combatting climate change, with increased public concerns about energy, and with burgeoning technological advancements in plant design

Source: 2024 Bisconti Research, Inc. <https://www.bisconti.com/blog/record-high-support-2024>

- **77% of the public favored nuclear energy**
- **86%** said that nuclear energy will be important in meeting the nation's electricity needs in the years ahead
- **88%** agreed that we should renew the license of nuclear power plants that continue to meet federal safety standards
- **87%** agreed that our nation should prepare now so that advanced-design nuclear power plants will be available to provide electricity, and
- **71%** agreed we should definitely build more nuclear power plants in the future
- Near-unanimous support for license renewal of nuclear power plants that continue to meet federal safety standards

ECONOMIC BENEFITS



SAVES CONSUMERS
AN AVERAGE OF
6 PERCENT
ON ELECTRICITY BILLS



Small Modular Reactor (SMR) An Important Emerging Market

Small Modular Reactors (SMR's)

Scalable, factory-built, smaller footprint, flexible operations, manageable investments, cost competitive, unique applications

Advanced Reactors

Leverages pros/cons of previous designs, takes advantage of technological and material advances, fuel cycle advances, higher efficiencies

New Applications

Hydrogen production, clean water through de-salinization, transportation, waste solutions, medicine

300 SMRs (99 GWe of nuclear power) expected to be added to the U.S. grid over the next 25 years - would double today's U.S. nuclear output, NEI recent Chief Nuclear Officers poll⁽¹⁾

The NRC stated that they expected to see no fewer than 25 license applications for SMR and advanced reactors by 2029⁽²⁾

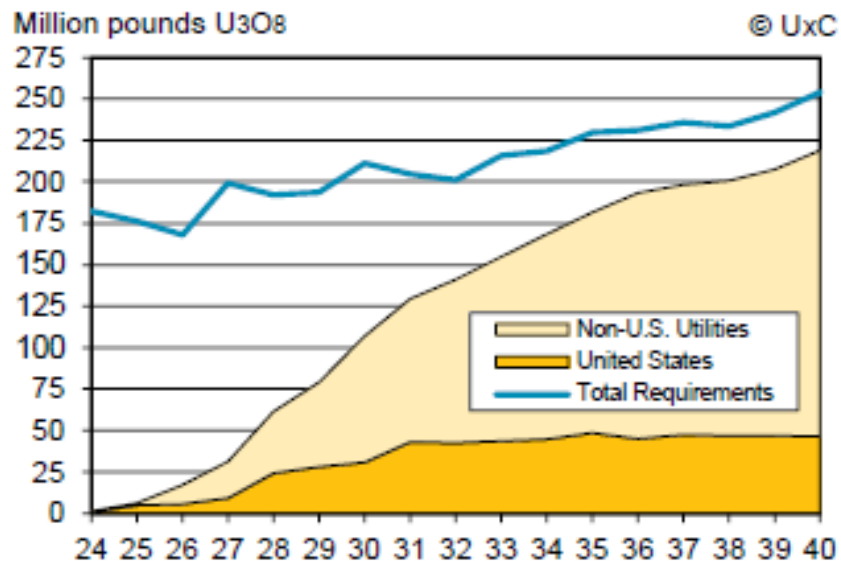


(1) NEI 2023: The Future of Nuclear Power 2023 Baseline Survey (2) Data Center Frontier, <https://www.datacenterfrontier.com/energy/article/33019379/data-centers-take-note-nrc-meets-with-ferc-nerc-on-future-of-nuclear-power>

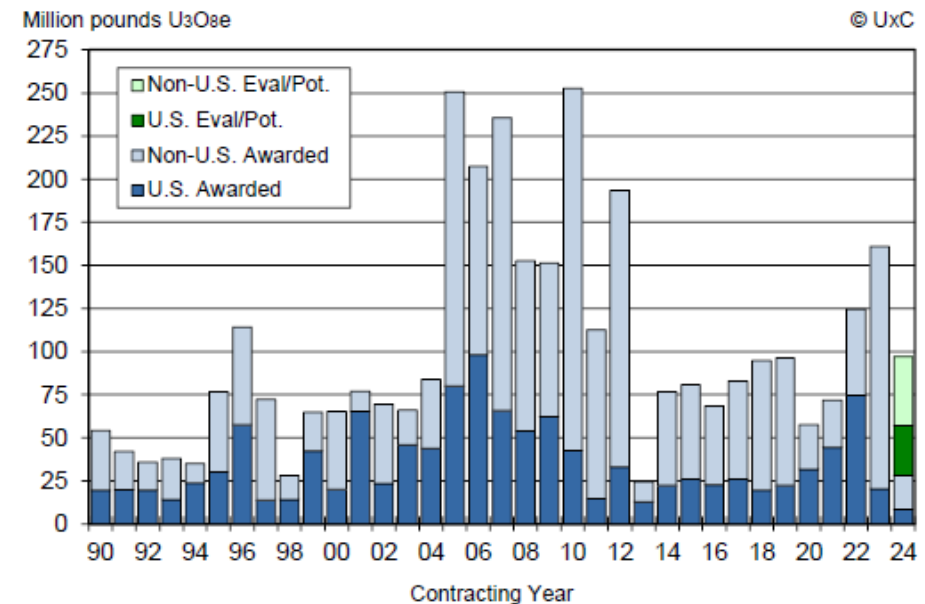
Utility Procurement Cycle: Old Contracts Rolling Off...New Contracts Need to be Signed

1.24 Billion Pounds of Contracting needed by 2035!

Utility Uncommitted Demand



Historic Long-Term Contracting



Source: UxC Market Outlook Q2 2024

Bottom Line - Positive Market Outlook

- ✓ **Carbon Free Energy Goals** – Renewed focus on the Clean, Safe, Reliable Energy Nuclear Power provides is prompting new reactor development and programs around the world.
- ✓ **Demand Growth** – 68 reactors added to the grid in the past 10 years; 61 under construction, 435 reactors planned and proposed, reactor operating life extending to 80 years, reactor uprates, unexpected demand coming from reactors that were or were getting close to or were being retired, new demand emerging from SMRs/Ars, higher tails assay and under to overfeeding, have all contributed to increasing uranium demand.
- ✓ **Change in Western Demand Drivers** – National Security, Energy Security, redevelopment of Domestic Nuclear Fuel Supply Chains, Increased Focus on Security of Supply
- ✓ **New Utility Procurement Cycle is Unfolding** – “New” fundamentals are taking hold – Western utilities are entering a new contracting cycle, new interest in supply assurance, increasing demand for uranium in geopolitically stable and secure jurisdictions (e.g. Canada, U.S.). Aversion to Russian Supply and other more complicated geopolitical jurisdictions, (e.g. Niger).
- ✓ **Strong Bipartisan Political Support** from U.S. Lawmakers is resulting in infrastructure funding and uranium purchases. Russian uranium import ban signed into law that will provide investment assurances for the domestic nuclear fuel supply chain. Also included in U.S. Energy Carbon Free Goals, Clean Energy Standard, American Jobs Plan – providing new support for the U.S. Reactor Fleet.
- ✓ **The Department of Energy’s historic announcement to purchase 17-19 M lbs. U.S. mined U3O8** – UEC wins 300,000 lbs of DOE’s initial 1 M lbs. domestic uranium purchase.
- ✓ **Strategic Interest in Physical Inventory** – Producers, Developers, Financial buyers as well as Utilities looking to increase inventory positions, contributing to Accelerated Market Re-Balancing.
- ✓ **Underinvestment in Supply** – Resulting in a Uranium Market Structural Deficit, Production is significantly lower than requirements with forecasts averaging over 40 M lbs./year over the next 10 years and expanding further after that. Lead Time to Advance Large New Mines can be 10 years or longer.

Appendix

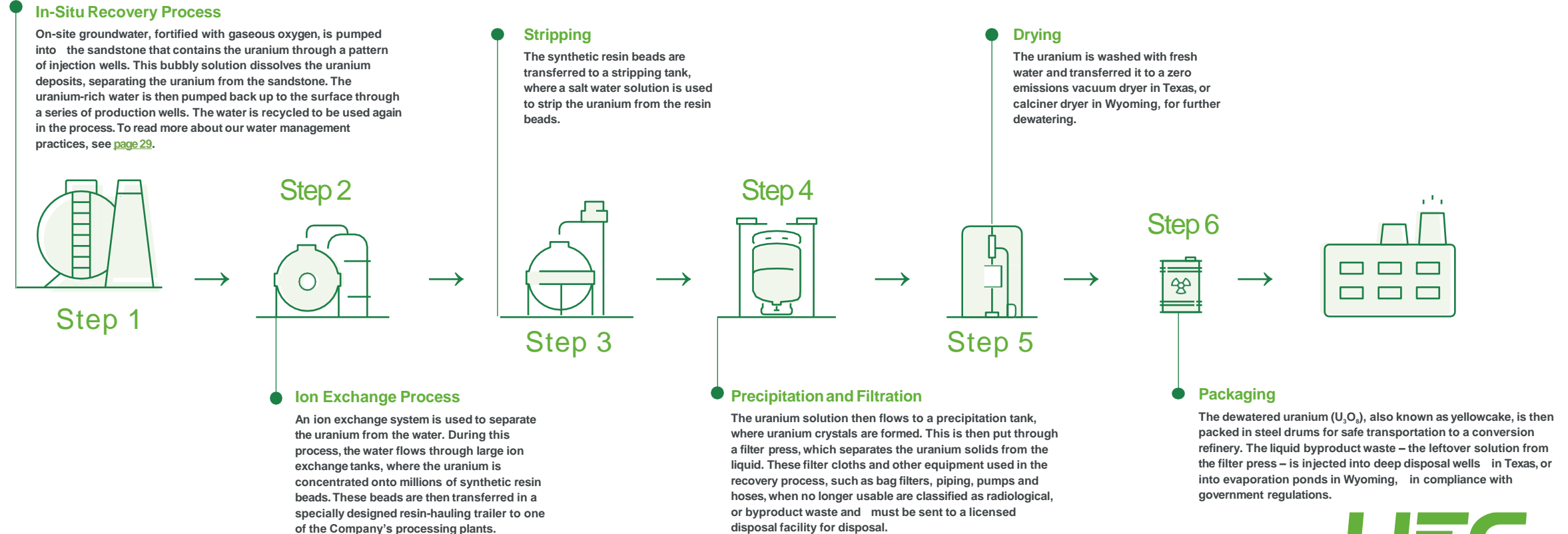
The Environmentally Friendly In-Situ Recovery Method

VISIT OUR WEBSITE
FOR MORE INFORMATION

ISR is considered considerably more environmentally friendly compared to alternative, traditional mining approaches, as the ISR process does not require blasting or waste rock movement, resulting in less damage to the environment, minimal dust, and no resulting tailings or tailings facilities. Further, ISR is more discrete and, therefore, land access does not typically have to be restricted, and the area may be restored to its pre-mining usage faster than when applying traditional mining methods.

In-Situ Recovery Process

On-site groundwater, fortified with gaseous oxygen, is pumped into the sandstone that contains the uranium through a pattern of injection wells. This bubbly solution dissolves the uranium deposits, separating the uranium from the sandstone. The uranium-rich water is then pumped back up to the surface through a series of production wells. The water is recycled to be used again in the process. To read more about our water management practices, see [page 29](#).



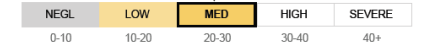
UEC's Role in the Nuclear Energy Value Chain



UEC is a Sustainability Leader

- UEC has the lowest reported carbon intensity of uranium mining companies, with 39.06 lbs CO₂e / lb of yellowcake
- UEC holds the leading Sustainalytics and ISS Quality Score ESG ratings amongst uranium mining companies assessed
- UEC is ranked in the 95th percentile (10th of 200) when assessed on its sustainability practices against global diversified metals and mining companies¹

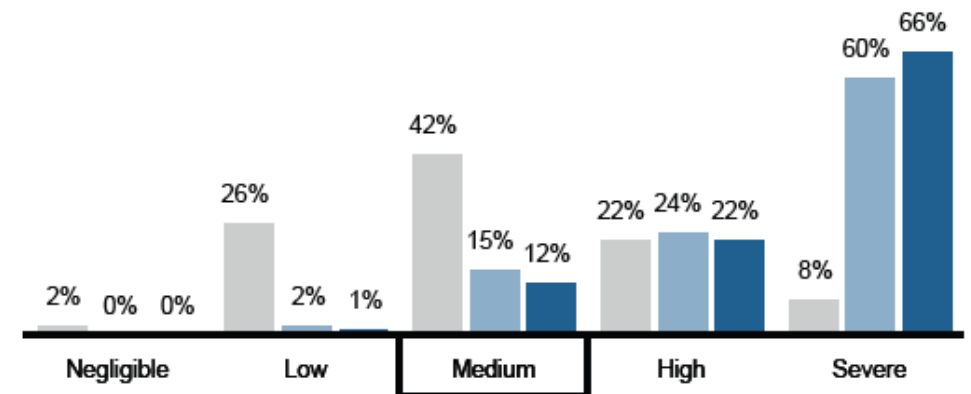
Medium Risk



MCWORLDWIDE | SUSTAINALYTICS

ESG Risk Rating Ranking

UNIVERSE	RANK	PERCENTILE
	(1 st = lowest risk) (1 st = Top Score)	
Global Universe	7768/15975	49th
Diversified Metals INDUSTRY	16/243	7th
Diversified Metals Mining SUBINDUSTRY	10/200	5th



¹Data and ranking is as of March 1, 2023. subject to change as new companies are re-rated by Sustainalytics.



An Industry Leader in Sustainability

Governance

Enhanced diversity on UEC's Board of Directors achieving 33% female representation and 67% ethnically diverse Directors.



33%
Female Directors



67%
Ethnically diverse members on the Board of Directors.

100%

Employees confirmed adherence with UEC's Code of Business Conduct.

Zero

Whistleblower or grievances reported.

Social



Obtained an industry leading safety record with zero reportable incidences.

\$11.6M

Invested back into the local community through procurement spend.



\$2.4M

Procured from Indigenous owned businesses.

\$87,000+

In donations to local organizations on behalf of UEC.

1,010+hrs

Of job-specific training provided to UEC employees.

Environment



CO₂ Neutral

From operations for the second year in a row.

TCFD



Completed assessments aligned to the TCFD and TNFD recommended disclosures.

Scope 1+2

Expanded our scope 1 and 2 emissions measurement to cover all operational locations.

Conducted a decarbonization study for our Texas operations to align to our net-zero goal.



Began the evaluation of a net-zero mine design for our Roughrider project in Saskatchewan, Canada.



70 acres

Of reclaimed wellfield land released for unrestricted use.



2,511 acres

Reclaimed and under-review by regulators and 300 acres actively being restored.

Released our preliminary economic assessment for UEC's Alto Parana titanium project in Paraguay, identifying the potential to produce titanium feedstock and high-quality pig iron with the lowest projected carbon intensity of existing ilmenite smelting operations globally.

The Road to Net-Zero

We believe nuclear energy will continue to be an important part of the energy transition and low carbon economy. As such, we are focused on scaling our business to meet the future energy needs for nuclear in the U.S. and globally. Further, we recognize the critical nature of the fight against climate change. As such, we have made decarbonizing our operations a priority and have committed to achieve net-zero for our ISR operations in Texas and Wyoming.

Important Strides Towards Decarbonization

UEC has made important strides towards expanding its decarbonization program in FY23. These include:



Expanding our GHG emissions measurement program to cover all assets.



Conducted a decarbonization study for our Texas operations to align with our net-zero goal.



Conducted a **baseline study to understand emissions intensity of yellowcake** when in production to inform future decarbonization planning.



Continued our efforts to address emissions as **urgently as possible**, through investing in R&D, energy efficiency, procuring renewable energy credits, conducting carbon-free energy studies and procuring offsets.



Began the **evaluation of a net-zero mine design** for our exploration asset, Roughrider, in Saskatchewan, Canada. This includes the **integration of carbon pricing into the economic model**. This effort continues into FY24 and will be evaluated amongst several mine design options.



Released our preliminary economic assessment (“PEA”) for UEC’s Alto Parana titanium project in Paraguay. The combination of favorable aspects of mineralization, abundant and low-cost renewable power and efficient logistics gives UEC the **potential to produce titanium feedstock and high-quality pig iron with a carbon intensity of less than 0.6t CO₂e/t, the lowest projected carbon intensity of existing ilmenite smelting operations globally**.



UEC U.S. and Paraguay Resource Summary⁽¹⁾



PROJECTS	Measured Resources			Indicated Resources			M+I	Inferred			Exploration Target			Historic**		
	Tons ('000)	Grade (% U3O8)	lbs. U3O8 ('000)	Tons ('000)	Grade (% U3O8)	lbs. U3O8 ('000)	lbs. U3O8 ('000)	Tons ('000)	Grade (% U3O8)	lbs. U3O8 ('000)	Tons ('000)	Grade (% U3O8)	lbs. U3O8 ('000)	Tons ('000)	Grade (% U3O8)	lbs. U3O8 ('000)
ARIZONA																
Anderson				16,175	0.099	32,055	32,055									
Los Cuatros														30,000	0.02	12,000
Workman Creek								1,981	0.113	4,459						
NEW MEXICO																
Dalton Pass														2,530	0.09	4,430
C de Baca																500
WYOMING																
Reno Creek	14,990	0.043	12,920	16,980	0.039	13,070	25,990	1,920	0.039	1,490						
Irigaray				3,881	0.076	5,899	5,899	104	0.068	141						
Christensen Ranch				6,555	0.073	9,596	9,596			0						
Moore Ranch	2,675	0.06	3,210				3,210	46	0.047	44						
Ludeman	2,674	0.091	5,017	2,660	0.088	4,697	9,714	866	0.073	1,258						
Allemand-Ross	246	0.083	417	32	0.066	42	459	1,275	0.098	2,496						
Barge				4,301	0.051	4,361	4,361			0						
Jab/West Jab	1,621	0.073	2,335	253	0.077	392	2,727	1,402	0.06	1,667						
Charlie				1,255	0.12	3,100	3,100	411	0.12	988						
Clarkson Hill							0	957	0.06	1,113						
Nine Mile Lake							0	3,405	0.04	4,308						
Red Rim				337	0.17	1,142	1,142	473	0.16	1,539						
Remaining Wyoming District																72,476
TEXAS																
Burke Hollow	581	0.086	964	3,329	0.083	5,191	6,155	2,596	0.104	4,883	3,000 to 6,000	0.03 to 0.06	1,800 to 7,200			
Goliad	1,595	0.053	2,668	1,504	0.102	3,492	6,160	333	0.195	1,224						
La Palangana				232	0.134	643	643	302	0.18	1,001						
Salvo								1,200	0.08	2,839						
PARAGUAY																
Yuty				9,074	0.050	8,962	8,962	2,733	0.04	2,203						
Oviedo							0				28,900 to 53,800	0.04 to 0.05	23,100 to 56,000			
TOTALS	24,382		27,531	66,568		92,642	120,173	20,004		31,639	31,900 to 69,800	0.04 to 0.06	24,900 to 63,200	32,530	0.1*	89,406

(1) Note to Investors. Measured, Indicated and Inferred Resources are estimated in accordance with SEC SK-1300 (*) Weighted averages (***) The foregoing historical resource estimates were completed prior to the implementation of SK-1300. A qualified person has not completed sufficient work to classify the historic mineral resources as current mineral resources, and the estimate should not be relied upon.

Canadian Attributable Resource Summary

S-K 1300 Resources ⁽¹⁾						
Project	Indicated Resources			Inferred Resources		
	Tonnes (000's)	Grade (% U ₃ O ₈)	M lbs. U ₃ O ₈	Tonnes (000's)	Grade (% U ₃ O ₈)	M lbs. U ₃ O ₈
Roughrider	389	5.91	27.84	359	8.36	36.04
Christie Lake	-	-	-	488	1.57%	16.84
Horseshoe-Raven	10,353	0.16%	37.43	-	-	-
Shea Creek	1,009	1.49%	33.18	616	1.01%	13.78
Millennium	217	2.39%	11.42	62	3.19%	4.36
Total	11,968	0.42%	109.9	1,525	2.11	71.0

(1) Note to Investors. The mineral resource estimate has been prepared using industry accepted practice and conforms to the disclosure requirements of S-K1300. Does not include the Kiggavik, Wheeler River, or West Bear project resources.



URANIUM ENERGY CORP

Toll Free: (866) 748-1030
info@uraniumenergy.com
www.uraniumenergy.com

Corporate Office

500 North Shoreline
Ste. 800N
Corpus Christi, TX 78401
Tel: (361) 888-8235
Fax: (361) 888-5041

Investor Relations:
Bruce J. Nicholson

President and CEO:
Amir Adnani

Executive Vice President
Scott Melbye

UEC: NYSE American